

# HIGH-TECH MADE EASY

INGENIOUS MECHANISM – SIMPLE TO USE

— KESSEBÖHMER —




**THE iMove IS AN ABSOLUTELY SIMPLE SYSTEM. SIMPLE TO OPERATE, SIMPLE TO INSTALL – EVEN SIMPLE WHEN IT COMES TO LOGISTICS.**

The ingenious use of the lever mechanism in combination with force supporting springs, plus Kesseböhmer's well-known installation aids make the iMove a – simply – fantastic product.

Pulling gently on the handle starts a number of simultaneous movements. The shelf moves downwards and forwards. At the same time the railing drops down. We call it intelligent movement! And the whole concept of the product is intelligently engineered – for fast, reliable, zero-error installation. Retrofitting is simple too.

[www.kesseboehmer.com/imove](http://www.kesseboehmer.com/imove)





Perfect fit guaranteed:  
Thanks to the positioning tabs,  
the lifter fitting can be positioned  
precisely on the wall unit side panel.

# READY TO GO, QUICK TO INSTALL

PERFECTLY PREPARED  
FOR EASY INSTALLATION

 KESSEBÖHMER

Simply tighten the  
premounted euroscrews.  
Finished!




**EVERY iMove SHELF UNIT IS PERFECTLY PREPARED FOR FAST, ERRORFREE INSTALLATION WITH POSITIONING TABS AND PREMOUNTED EURO SCREWS.** Hallmarks of the iMove concept are intelligence and simplicity – in design, in action and in installation. The positioning tabs have two important functions. On the one hand, they ensure that the fitting is screwed easily and precisely into the predrilled holes. On the other hand, through the clever transfer of forces to the carcass, they reduce the number of screws required.

The premounted euro screws are practical and hugely time-saving. – the motto is “no searching for screws”. It’s easy to position the fitting correctly and then the euroscrews are simply tightened. Done! No adjustment required.

For on-site fitting or retrofitting the iMove is shipped with drilling templates and wood screws.


[www.kesseboehmer.com/imove](http://www.kesseboehmer.com/imove)





For industrial assembly, the holes for the positioning tabs and euroscrews are predrilled.

Euroscrews hold the fittings securely in place.



# LOCATE, SCREW, FINISHED!

FAST INSTALLATION FOR INDUSTRIAL  
AND ON-SITE FITTING

---

 KESSEBÖHMER

---





**IT TAKES JUST 8 SCREWS TO FIX AN iMove IN PLACE – IN PREDRILLED HOLES IN THE INDUSTRIAL PROCESS. OR USING THE DRILLING TEMPLATE FOR ON-SITE ARTISAN INSTALLATION.**

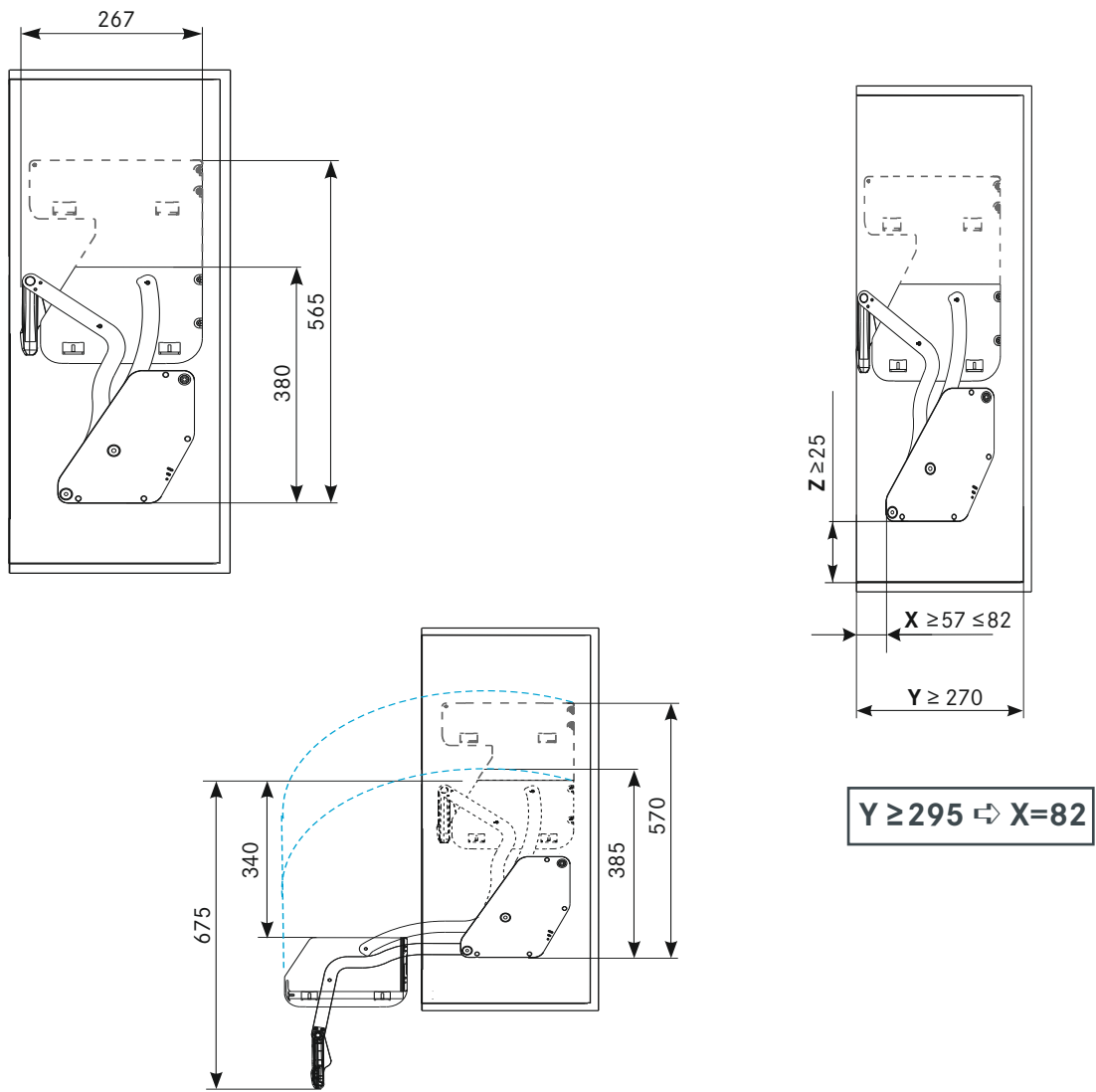
Simple, fast and errorproof – that's iMove assembly. Retrofitting is equally easy using the drilling template and wood screws supplied. The holes are drilled on-site and the iMove is positioned quickly and precisely using the positioning tabs. Then the fitting's two side sections are screwed down, each with 4 wood screws. **That's it – the iMove is ready to use. No adjustment required.**

[www.kesseboehmer.com/imove](http://www.kesseboehmer.com/imove) 

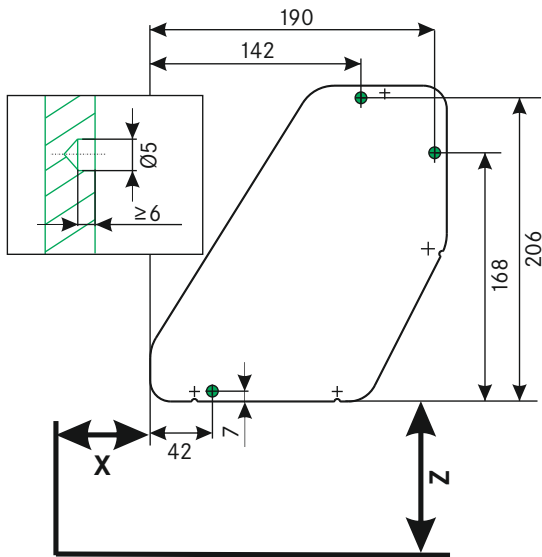
**CLEAR BENEFITS:**

- Quick and easy installation
- Positioning tabs
- Premounted euroscrews
- Only 2 x 4 screws
- Assembly set for retrofitting

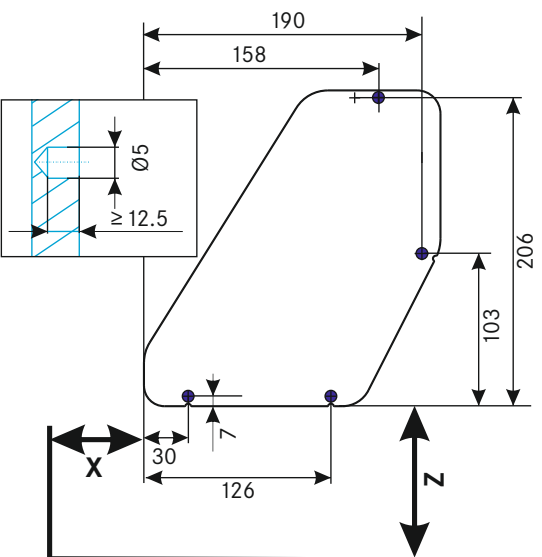
Dimensions in mm



Drilling pattern for positioning tabs



Drilling pattern for euro screws



# iMove · Single Tray

## Installation situation

Dimensions (mm)	Hinged door	Hinged door	FREEfold	Blum Aventos HF
Hinge protrusion	< 25	> 25	–	–
Installation height, hinge	65	65	–	–
Installation depth, iMove	57	57	82	82
Installation height, iMove	25	80	25	25
Clear inside depth, carcase	270	270	295	295
Minimum height, carcase*	470	580	650	650

\* Carcase heights vary with the individual installation situations.

## iMove set single tray

Including fixings:

8 x wood screws 4.5 x 50 mm

1 x drilling template

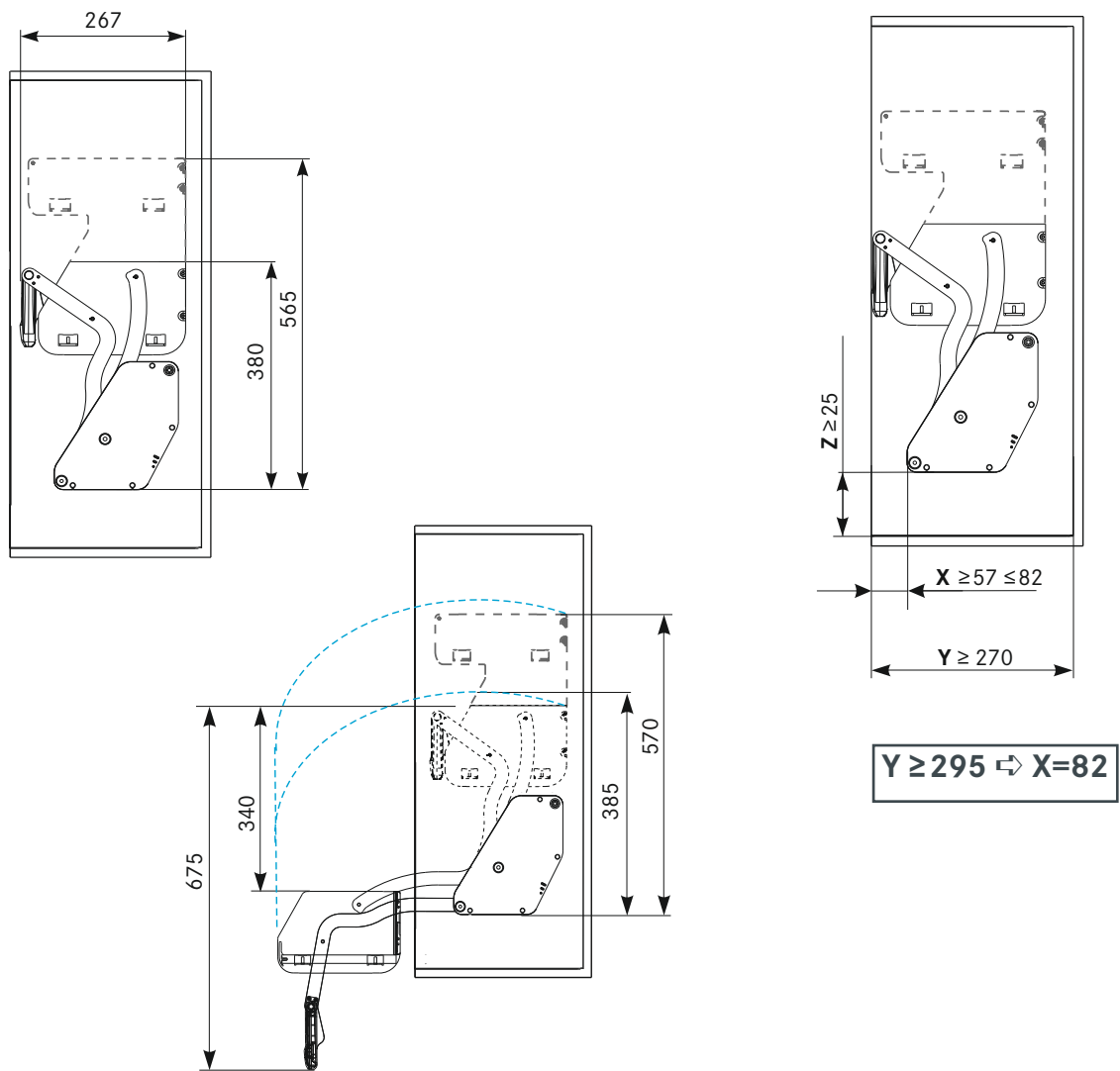
including side cover caps

Silver	0102	Chipboard decor grey	0316
Brilliant white	9966	Chipboard decor ice white	0343
Satin gold	0103	Chipboard decor gold green	0347
Anthracite	9846	Chipboard decor Anthracite	0342

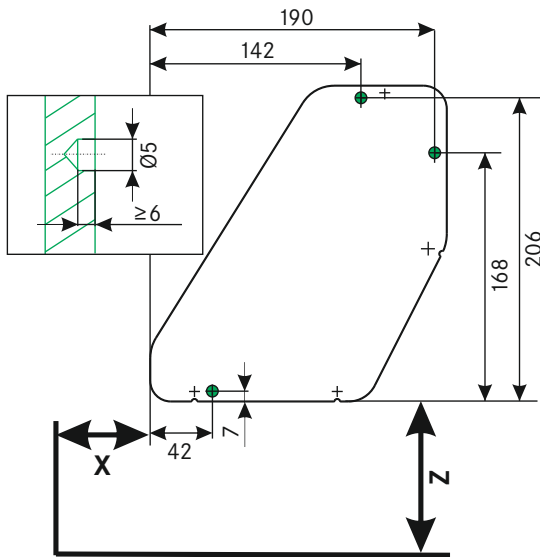
Carcase width (mm)	Clear inside carcase width (mm)	Dimensions (mm) B x D x H	Art. no.
500	462-468	465 x 267 x 380	<b>02 1700</b>
600	562-568	565 x 267 x 380	<b>02 1702</b>
800	762-768	765 x 267 x 380	<b>02 1704</b>
900	862-868	865 x 267 x 380	<b>02 1706</b>



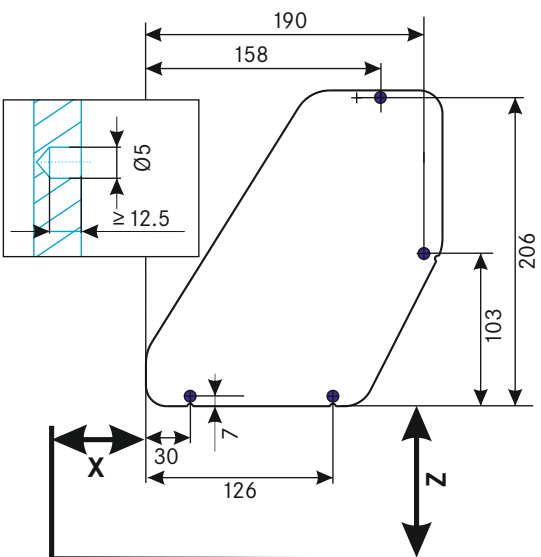
Dimensions in mm



Drilling pattern for positioning tabs



Drilling pattern for euro screws





# iMove • Double Tray

## Installation situation

Dimensions (mm)	Hinged door	Hinged door	FREEfold	Blum Aventos HF
Hinge protrusion	< 25	> 25	–	–
Installation height, hinge	65	65	–	–
Installation depth, iMove	57	57	82	82
Installation height, iMove	25	80	25	25
Clear inside depth, carcass	270	270	295	295
Minimum height, carcass*	710	770	710	710

\* Carcase heights vary with the individual installation situations.

## iMove set double tray

Including fixings:

8 x wood screws 4.5 x 50 mm

1 x drilling template

including side cover caps

Silver	0102	Chipboard decor grey	0316
Brilliant white	9966	Chipboard decor ice white	0343
Satin gold	0103	Chipboard decor gold green	0347
Anthracite	9846	Chipboard decor Anthracite	0342

Carcass width (mm)	Clear inside carcass width (mm)	Dimensions (mm) B x D x H	Art. no.
500	462-468	465 x 267 x 565	02 1710
600	562-568	565 x 267 x 565	02 1712

