

### Häfele Matrix Box P



Drawer/pull out for door front fixing




Internal drawer/internal pull out

Matrix Box P, the modular drawer system, opens up new design opportunities for kitchens, living rooms, offices, bathrooms, laboratories and stores. Robust, contemporary and easy to install.


- > Appealing trend colours
- > Streamline design
- > Vertically running inner drawer side 90°
- > Fine adjustment from above

- > Material: Steel
- > Finish: Cabinet rail: zinc plated, drawer sides: In 5 colours
- > Type of pull out: Full extension with integrated soft closing mechanism or with Push-to-Open Soft-Close Progressive roller for smooth running action.

### 5 drawer side colours are available



White



Metallic anthracite



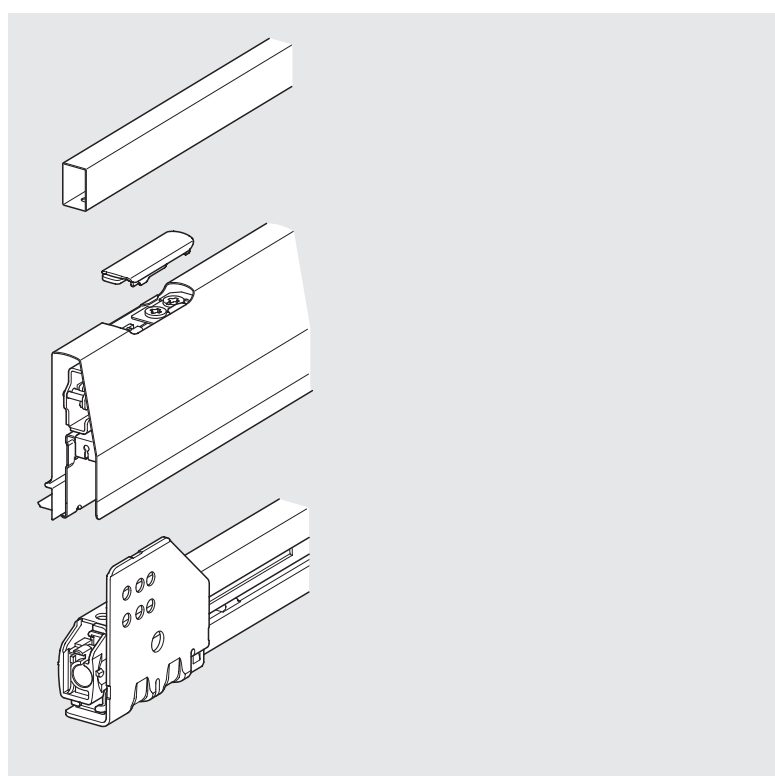
Grey



Metallic bronze brown



Metallic silver



### Types of pull out

#### Full extension with integrated soft closing and self closing mechanisms:

The drawer is opened manually by pulling. On the other hand, when it is closed, the drawer is braked by a fluid soft closing mechanism integrated in the cabinet runner and then automatically and silently closed to the end position.

#### Full extension with Push-to-Open Soft-close:

The drawer opens mechanically and automatically by a gentle tap anywhere on the handle-free front panel.

This function can also be used for opening wide pull outs effortlessly using a synchronisation rod.


A gentle push on the front panel closes the drawer and the integrated Soft-Close pulls it automatically and gently to the closed position.

#### Progressive roller for smooth running action:

Both variants are based on a full extension with progressive rollers, which guarantees smooth running even if the drawers are fully loaded.


### Product highlights

#### For universal use



With the motto "LET LIFE COME TO YOU", Matrix Box P offers a contemporary, universally deployable drawer side runner system which with its modularity and universal deployment transforms any area – whether in the kitchen, in the bathroom, in the living room, in the laboratory, in the office or the store – into an area where the customer will immediately feel comfortable and well equipped.

#### Functional installation



Matrix Box P can be easily and functionally assembled and installed thanks to its well thought-out basic structure. Rational and functional manufacture possible due to the identical cut width for base panel and rear panel. The pre-mounted rear panel bracket allows a Matrix Box P drawer to be assembled quickly and easily. Front panel installation and disassembly without tools and the adjustment of the front panel from above clearly simplify the installation.

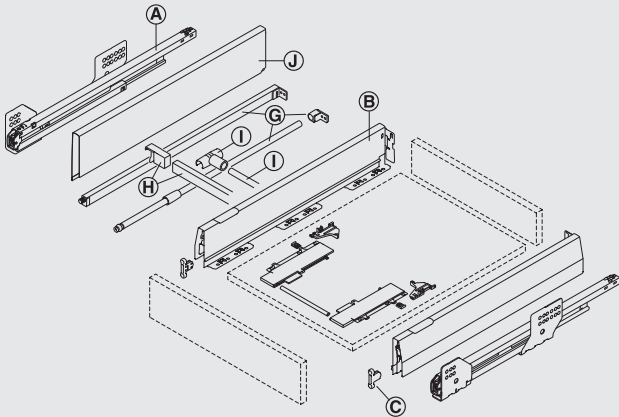
#### Can be individually designed



Because of its modularity, the Matrix Box P offers countless design and customisation options. The new colour and finish concept with 3 new trend colours is a real stunner from the moment the front panel opens. It features a modern and streamlined design which has been consistently implemented in the drawers/pull outs for door front fixing and the internal drawers/internal pull outs. This impression is reinforced by the contemporary and elegant straight-edged railing. Rounded off with the panel holder for drawers/pull outs for door front fixing, any drawer side can undergo further customisation to the customer's individual wishes – even the most unusual ones. The internal drawers/internal pull outs, which provide an optimum view of the contents at all times with glass panels at the front or the side, are coordinated with this. Be it drawers with wooden front panels or internal drawers, both can be equipped with inserts made from glass, wood, or stone, continuing the customisation that has been started and giving each item of furniture a unique note.

The finishing touches are given to the design by the optional additions and extensions such as height extension side panels, cross railing, central locking system, an overextension and also the under sink pull out, making the modular system complete for all wishes and requirements.

Definition of terms: Drawer and pull out for door front fixing



Ⓐ Cabinet runner, optionally with Push-to-Open Soft-Close

Ⓑ Drawer sides with cover caps

Ⓒ Front fixing bracket

Ⓓ Side railing set, round/straight-edged

Ⓔ Cross rail and cross rail holder, rectangular

Ⓕ Cross rail and cross rail holder, round

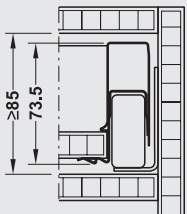
Ⓖ Height extension side panel

Ⓗ Panel holder and lateral glass panel (not shown)

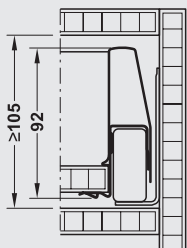
Ⓙ Front panel stabilising plate

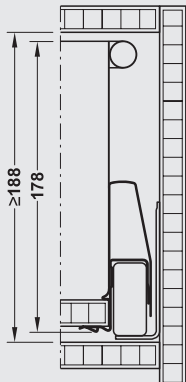
Drawer side design: Drawer and pull out for door front fixing

Drawer side height  
60 mm

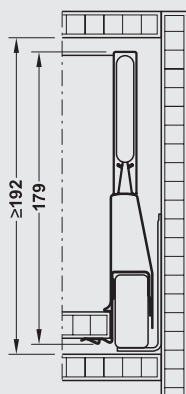


Drawer side height  
92 mm



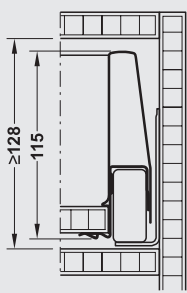


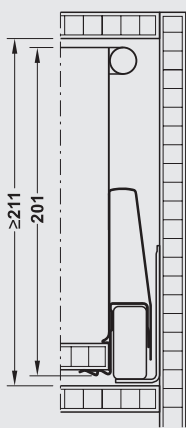
With round or rectangular railing



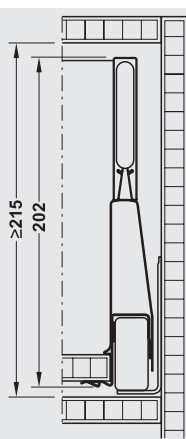
With panel holder

Drawer side height  
115 mm





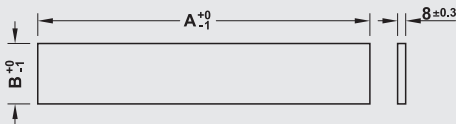
With round or rectangular railing



With panel holder

Cutting dimensions for self-manufactured insert elements

Pull out for door front fixing



Length A = nominal length of cabinet runner – 45 mm

Height B = 82 mm

DGH-M 2021, HDE-en, 11/20; Dimensional data not binding. We reserve the right to alter specifications without notice.

Find previous orders quickly.

[www.hafele.com](http://www.hafele.com)

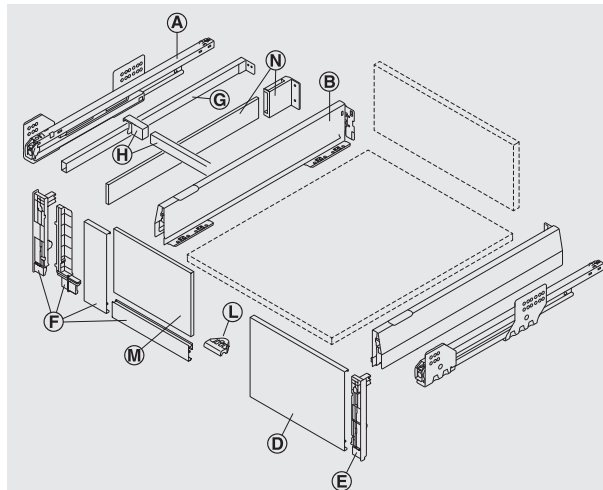
MB 9.7

9

Drawer and Pull Out for Door Front Fixing



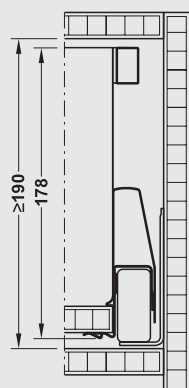
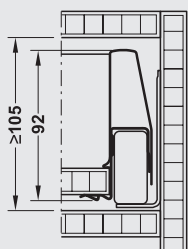
### Definition of terms: Internal drawer and internal pull out



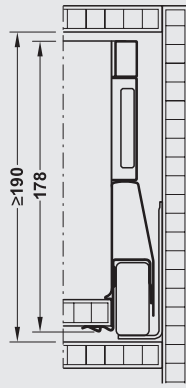
- Ⓐ Cabinet runner
- Ⓑ Drawer sides with cover caps
- Ⓓ Panel for internal drawer/internal pull out
- Ⓔ Panel holder for internal drawer/internal pull out
- Ⓕ Panel holder set for internal pull out
- Ⓖ Side railing set, rectangular
- Ⓗ Cross rail and cross rail holder, rectangular
- Ⓛ Front panel stabilising plate
- Ⓜ Front glass panel
- Ⓝ Rear panel fitting and lateral panel holder

### Drawer side design: Internal drawer and internal pull out

#### Drawer side height 92 mm

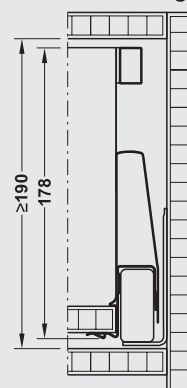


With rectangular railing



With railing, rectangular and panel holder

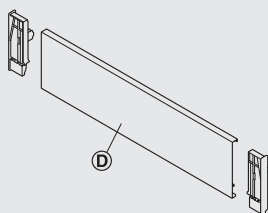
#### Drawer side height 115 mm



With rectangular railing

### Cutting dimensions for panel

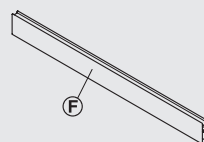
#### Internal drawer and internal pull out



- Ⓓ Panel:  
Internal cabinet width – 10 mm

### Cutting dimensions for panel insert

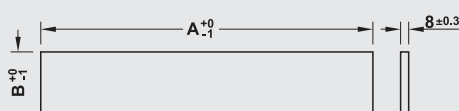
#### Internal pull out



- Ⓕ Panel insert:  
Internal cabinet width – 133 mm

### Cutting dimensions for self-manufactured front insert elements in combination with panel insert Ⓕ

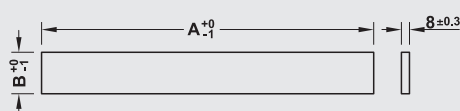
#### Internal pull out



- Ⓜ Length A = internal cabinet width – 94 mm  
Height B = 151 mm

### Cutting dimensions for self-manufactured lateral insert elements

#### Internal pull out

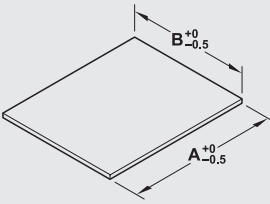


- Ⓝ Length A = nominal length of cabinet runner – 25 mm  
Height B = 48 mm



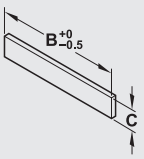
Cutting dimensions for panels (panel thickness of 16 mm)

Base panel



A = nominal length – 3 mm  
B = internal cabinet width – 62 mm  
C = height

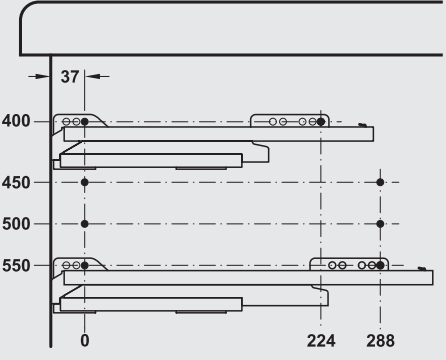
Rear panel




Drawer side height	Load bearing capacity	Rear panel height C
60 mm	35 kg	53 mm
92 mm	35/50/70 kg	69 mm
115 mm	35/50/70 kg	92 mm
Railing/height extension side panel/panel holder 92 mm	35/50/70 kg	157 mm
Railing/height extension side panel/panel holder 115 mm	35/50/70 kg	180 mm

Drilling pattern for cabinet

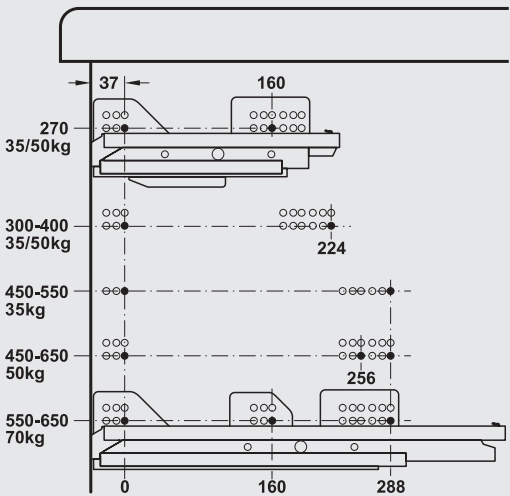
For drawer side height 60 mm



Front gap 1 mm




For drawer side height 92 mm and 115 mm

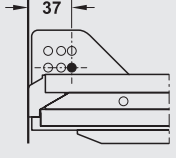


Front gap 1 mm

Note:  
The 35 kg runner has only one screw hole in height.  
The bottom drill holes in the runner (50/70 kg) correspond to the series drilled holes.

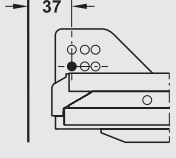


Screw-on positions of front panel



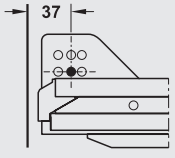
Drawer or pull out for door front fixing

Min. internal cabinet depth = nominal length +3 mm



Internal drawer/internal pull out with wooden panel (max. 19 mm)

Min. internal cabinet depth = nominal length +23 mm



Internal drawer/internal pull out, e.g. VIS

Min. internal cabinet depth = nominal length +12 mm

DGH-M 2021, HDE-en, 11/20; Dimensional data not binding. We reserve the right to alter specifications without notice.

9

Drawer and Pull Out

Discover new products.

[www.hafele.com](http://www.hafele.com)

MB 9.9

10.02.2021  
ID 4874



Calculation of the internal drawer space dimensions

Internal drawer width, e.g.:

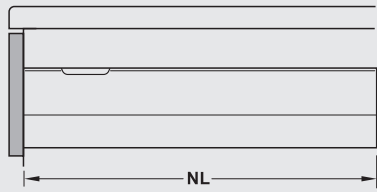
External cabinet width 600 mm  
– (2 x side panel thickness) – (2 x 19 mm = 38 mm)  
– (2 x installation dimension) – (2 x 31 mm = 62 mm)  
= internal drawer width = 500 mm

External cabinet width mm	300	400	500	600	800
Side panel thickness mm	Internal drawer width mm				
16	206	306	406	506	706
19	200	300	400	500	700

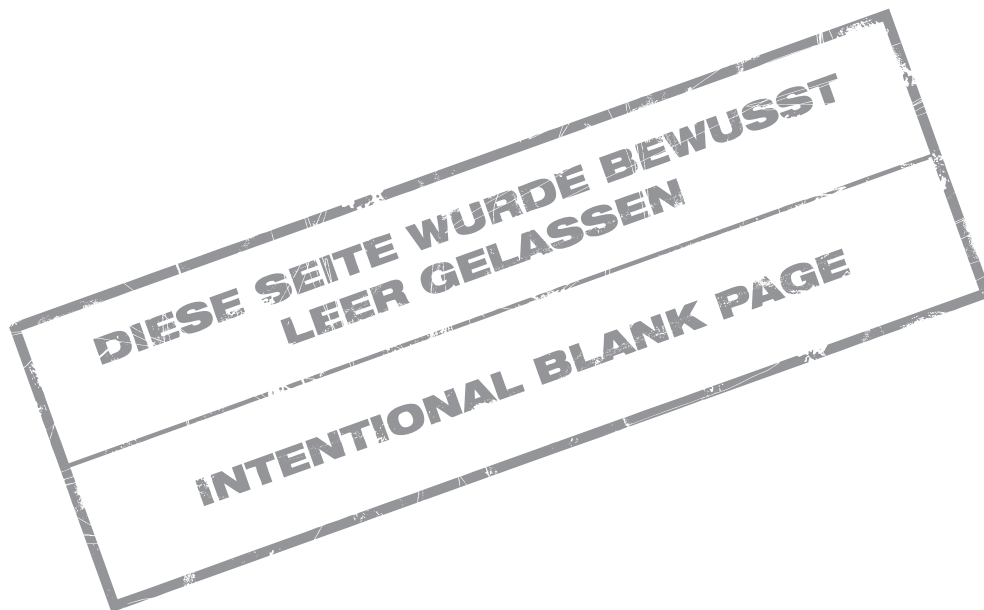
Internal drawer depth, e.g.:

Nominal length cabinet runner – 500 mm  
– installation dimension – 3 mm  
– rear panel thickness – 16 mm  
= internal drawer depth = 481 mm

Internal cabinet depth

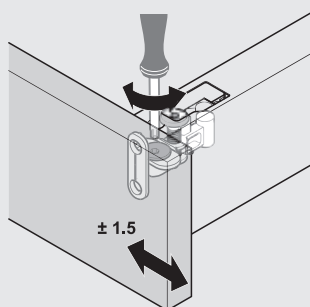


Min. internal cabinet depth = nominal length NL + 3 mm

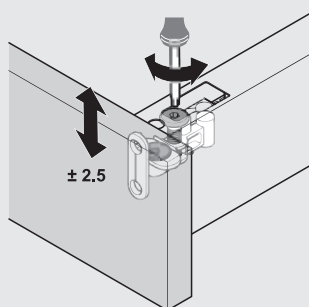




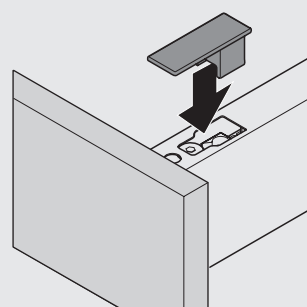
### Adjustment facilities drawer side height 60 mm



Side adjustment



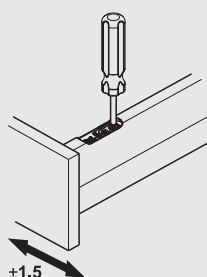
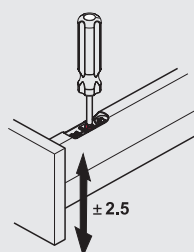
Height adjustment



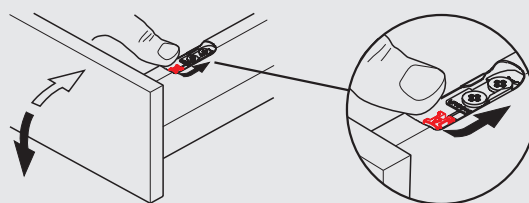
Cover cap and front fixing bracket fixing

### Adjustment facilities drawer side height 90 mm and 115 mm

Convenient height and side adjustment from above when installed

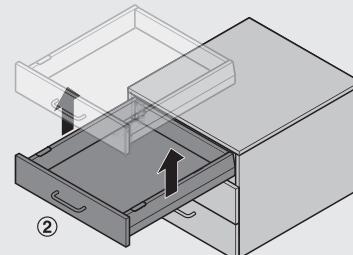
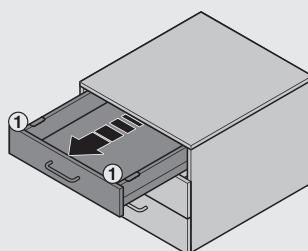
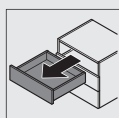
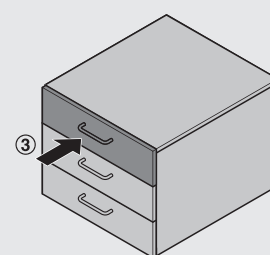
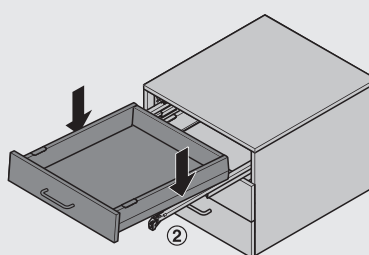
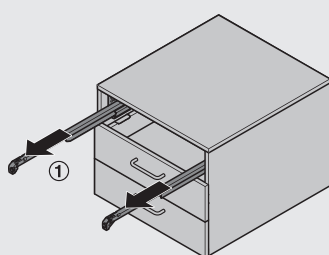
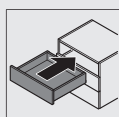


No tools required for mounting and removing the panel



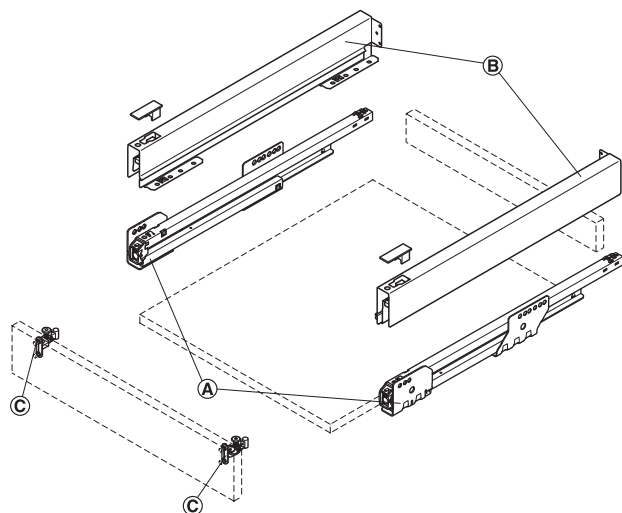
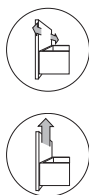
**Note:** Side adjustment with 60/92 mm drawer sides: On the right side  
Side adjustment with 115 mm drawer sides: On both sides

### Installation and removal of the drawer



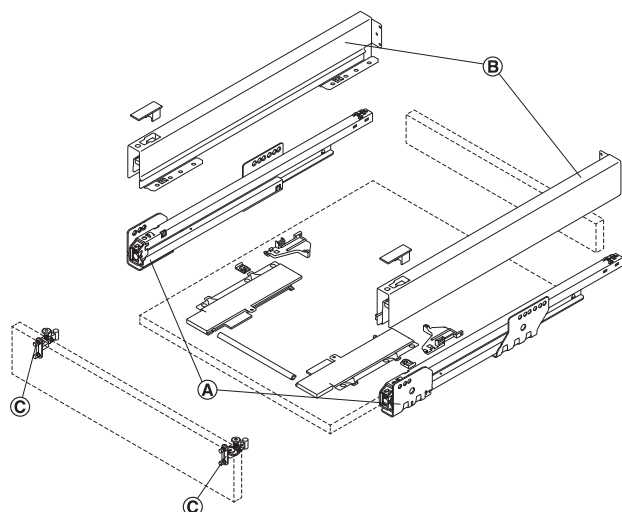
## Häfele Matrix Box P Drawer set

Drawer side height 60 mm



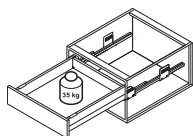
With integrated soft closing and self closing mechanisms

- (A) Cabinet runner
- (B) Drawer sides with cover caps
- (C) Front fixing bracket

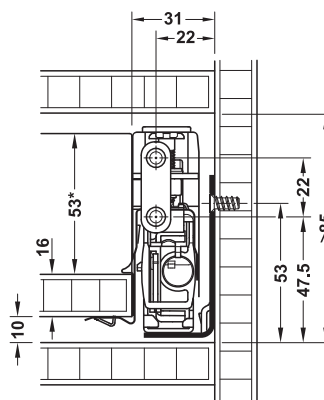


With Push-to-Open

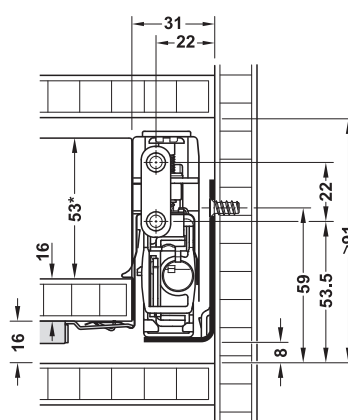
- (A) Cabinet runner with Push-to-Open Soft-Close
- (B) Drawer sides with cover caps
- (C) Front fixing bracket



### Internal installation height

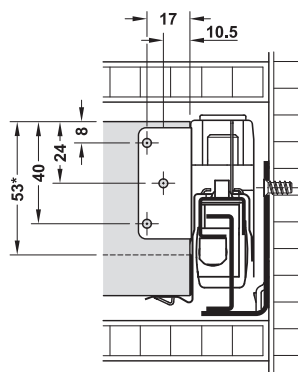


With integrated soft closing and self closing mechanisms



With Push-to-Open Soft-Close

### Rear panel installation dimensions



\* Rear panel height

- > Material: Steel
- > Finish: Drawer sides: Powder coated, cabinet runner: Galvanized

### Note

Only front fixing brackets for screw fixing are supplied with the set.

### → Full extension, with integrated soft closing and self closing mechanisms

> Type of pull out: Full extension, with integrated Smuso soft closing mechanism and self closing mechanism, with integrated rear panel fitting

#### Supplied with

- 1 left and 1 right drawer side with rear panel fitting
- 1 left and 1 right cabinet runner
- 1 left and 1 right front fixing bracket for screw fixing
- 1 left and 1 right cover cap/front fixing bracket



Nom. length mm	White	Grey	Metallic silver	Metallic anthracite	Metallic bronze brown
<b>Load bearing capacity 35 kg, Häfele Matrix Box P35 drawer set, drawer side height 60 mm</b>					
400	551.53.773	551.53.573	551.53.973	551.53.373	551.53.173
450	551.53.774	551.53.574	551.53.974	551.53.374	551.53.174
500	551.53.775	551.53.575	551.53.975	551.53.375	551.53.175
550	551.53.776	551.53.576	551.53.976	551.53.376	551.53.176

Packing: 1 set

#### Order reference

Please order cylindrical head screw Cat. No. 013.20.949 for front fixing bracket and the recommended cylindrical head screw Cat. No. 013.20.930 for installing the runner separately.

### → Full extension, with integrated soft closing mechanism, self closing mechanism and Push-to-Open Soft-Close

> Type of pull out: Full extension, with integrated Smuso soft closing mechanism and self closing mechanism, with Push-to-Open and integrated rear panel fitting

#### Supplied with

- 1 left and 1 right drawer side with rear panel fitting
- 1 left and 1 right cabinet runner with Push-to-Open Soft-Close
- 1 left and 1 right front fixing bracket for screw fixing
- 1 left and 1 right cover cap/front fixing bracket
- 1 Push-to-Open Soft-Close element
- 1 synchronisation rod (for drawer width 600 or 1,200 mm)



Nom. length mm	White	Grey	Metallic silver	Metallic anthracite	Metallic bronze brown
<b>Load bearing capacity 35 kg, Häfele Matrix Box P35 drawer set, drawer side height 60 mm, for cabinet width up to 600 mm</b>					
400	513.29.703	513.29.503	513.29.903	513.29.303	513.29.103
450	513.29.704	513.29.504	513.29.904	513.29.304	513.29.104
500	513.29.705	513.29.505	513.29.905	513.29.305	513.29.105
550	513.29.706	513.29.506	513.29.906	513.29.306	513.29.106
<b>Load bearing capacity 35 kg, Häfele Matrix Box P35 drawer set, drawer side height 60 mm, for cabinet width up to 1200 mm</b>					
400	513.29.713	513.29.513	513.29.913	513.29.313	513.29.113
450	513.29.714	513.29.514	513.29.914	513.29.314	513.29.114
500	513.29.715	513.29.515	513.29.915	513.29.315	513.29.115
550	513.29.716	513.29.516	513.29.916	513.29.316	513.29.116

Packing: 1 set

#### Order reference

Please order cylindrical head screw Cat. No. 013.20.949 for front fixing bracket and the recommended cylindrical head screw Cat. No. 013.20.930 for installing the runner separately.

Railing, height extension side panel and panel holder additionally available. Please order individual components separately.

From cabinet width >800 mm, it is recommended to also use the support (Cat. No. 551.80.005) for the synchronisation rod, please order separately.

Supplementary products	► MB 9.58
Matrix Box P planning and installation	► MB 9.7
Cylindrical head screw (for front fixing and runner installation)	► MB 14.51



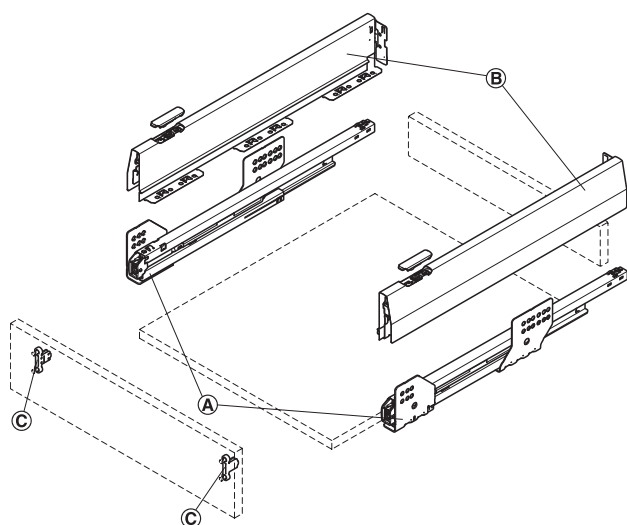
9

Drawer and Pull Out

DGH-M 2021, HDE-en, 11/20; Dimensional data not binding. We reserve the right to alter specifications without notice.

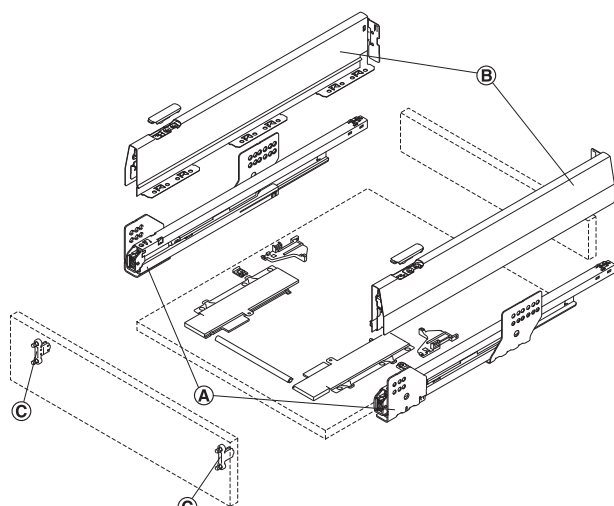


## Häfele Matrix Box P Drawer set Drawer side height 92 mm



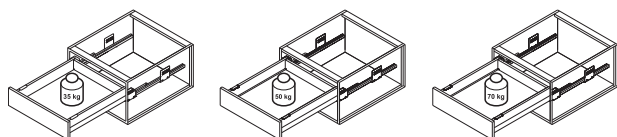
With integrated soft closing and self closing mechanisms

- (A) Cabinet runner
- (B) Drawer sides with cover caps
- (C) Front fixing bracket

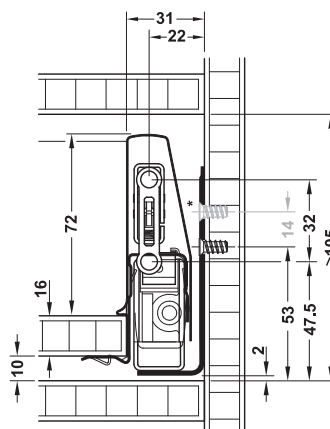


With Push-to-Open

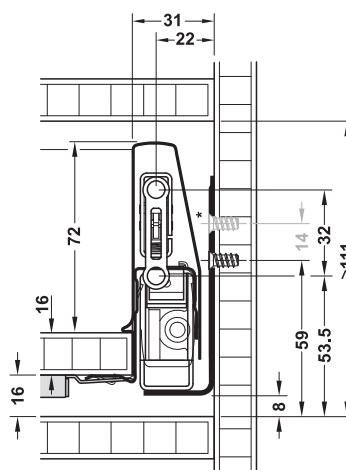
- (A) Cabinet runner with Push-to-Open Soft-Close
- (B) Drawer sides with cover caps
- (C) Front fixing bracket



### Internal installation height



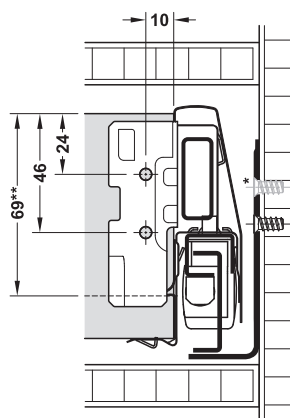
With integrated soft closing and self closing mechanisms



With Push-to-Open Soft-Close

\* Top row series drilled holes and fixing screws are not required for sets with load bearing capacity of 35 kg.

### Rear panel installation dimensions



\*\*Rear panel height

- > Material: Steel
- > Finish: Drawer sides: Powder coated, cabinet runner: Zinc plated

### → Full extension, with integrated soft closing and self closing mechanisms

> Type of pull out: Full extension, with integrated Smuso soft closing mechanism and self closing mechanism, with integrated rear panel fitting

#### Supplied with

1 left and 1 right drawer side with rear panel fitting  
1 left and 1 right cabinet runner  
1 left and 1 right cover cap with Häfele logo relief



Nom. length mm	White	Grey	Metallic silver	Metallic anthracite	Metallic bronze brown
<b>Load bearing capacity 35 kg, Häfele Matrix Box P35 drawer set, drawer side height 92 mm</b>					
270	513.04.700	513.04.500	513.04.900	513.04.300	513.04.100
300	513.04.701	513.04.501	513.04.901	513.04.301	513.04.101
350	513.04.702	513.04.502	513.04.902	513.04.302	513.04.102
400	513.04.703	513.04.503	513.04.903	513.04.303	513.04.103
450	513.04.704	513.04.504	513.04.904	513.04.304	513.04.104
500	513.04.705	513.04.505	513.04.905	513.04.305	513.04.105
550	513.04.706	513.04.506	513.04.906	513.04.306	513.04.106
<b>Load bearing capacity 50 kg, Häfele Matrix Box P50 drawer set, drawer side height 92 mm</b>					
400	551.54.723	551.54.523	551.54.923	551.54.323	551.54.123
450	551.54.724	551.54.524	551.54.924	551.54.324	551.54.124
500	551.54.725	551.54.525	551.54.925	551.54.325	551.54.125
550	551.54.726	551.54.526	551.54.926	551.54.326	551.54.126
600	551.54.727	551.54.527	551.54.927	551.54.327	551.54.127
650	551.54.728	551.54.528	551.54.928	551.54.328	551.54.128
<b>Load bearing capacity 70 kg, Häfele Matrix Box P70 drawer set, drawer side height 92 mm</b>					
550	551.54.746	551.54.546	551.54.946	551.54.346	551.54.146
600	551.54.747	551.54.547	551.54.947	551.54.347	551.54.147
650	551.54.748	551.54.548	551.54.948	551.54.348	551.54.148

Packing: 1 set

#### Order reference

Please order the recommended cylindrical head screw Cat. No. 013.20.930 for installing the runner separately.  
Front fixing brackets © for drawer not supplied, please order separately.

Front fixing bracket ©	► MB 9.15
Supplementary products	► MB 9.58
Matrix Box P planning and installation	► MB 9.7
Cylindrical head screw (for front fixing and runner installation)	► MB 14.51



9

Drawer and Pull Out


DGH-M 2021, HDE-en, 11/20; Dimensional data not binding. We reserve the right to alter specifications without notice.

### → Full extension, with integrated soft closing mechanism, self closing mechanism and Push-to-Open Soft-Close

> Type of pull out: Full extension, with integrated Smuso soft closing mechanism and self closing mechanism, with Push-to-Open and integrated rear panel fitting

#### Supplied with

- 1 left and 1 right drawer side with rear panel fitting
- 1 left and 1 right cabinet runner with Push-to-Open Soft-Close
- 1 left and 1 right cover cap with Häfele logo relief
- 1 Push-to-Open Soft-Close element
- 1 synchronisation rod (for drawer width 600 or 1,200 mm)



Nom. length mm	White	Grey	Metallic silver	Metallic anthracite	Metallic bronze brown
<b>Load bearing capacity 35 kg, Häfele Matrix Box P35 drawer set, drawer side height 92 mm, for cabinet width up to 600 mm</b>					
350	513.30.702	513.30.502	513.30.902	513.30.302	513.30.102
400	513.30.703	513.30.503	513.30.903	513.30.303	513.30.103
450	513.30.704	513.30.504	513.30.904	513.30.304	513.30.104
500	513.30.705	513.30.505	513.30.905	513.30.305	513.30.105
550	513.30.706	513.30.506	513.30.906	513.30.306	513.30.106
<b>Load bearing capacity 35 kg, Häfele Matrix Box P35 drawer set, drawer side height 92 mm, for cabinet width up to 1200 mm</b>					
350	513.30.712	513.30.512	513.30.912	513.30.312	513.30.112
400	513.30.713	513.30.513	513.30.913	513.30.313	513.30.113
450	513.30.714	513.30.514	513.30.914	513.30.314	513.30.114
500	513.30.715	513.30.515	513.30.915	513.30.315	513.30.115
550	513.30.716	513.30.516	513.30.916	513.30.316	513.30.116
<b>Load bearing capacity 50 kg, Häfele Matrix Box P50 drawer set, drawer side height 92 mm, for cabinet width up to 600 mm</b>					
450	513.30.724	513.30.524	513.30.924	513.30.324	513.30.124
500	513.30.725	513.30.525	513.30.925	513.30.325	513.30.125
550	513.30.726	513.30.526	513.30.926	513.30.326	513.30.126
600	513.30.727	513.30.527	513.30.927	513.30.327	513.30.127
650	513.30.728	513.30.528	513.30.928	513.30.328	513.30.128
<b>Load bearing capacity 50 kg, Häfele Matrix Box P50 drawer set, drawer side height 92 mm, for cabinet width up to 1200 mm</b>					
450	513.30.734	513.30.534	513.30.934	513.30.334	513.30.134
500	513.30.735	513.30.535	513.30.935	513.30.335	513.30.135
550	513.30.736	513.30.536	513.30.936	513.30.336	513.30.136
600	513.30.737	513.30.537	513.30.937	513.30.337	513.30.137
650	513.30.738	513.30.538	513.30.938	513.30.338	513.30.138

Packing: 1 set

#### Order reference

Please order the recommended cylindrical head screw Cat. No. 013.20.930 for installing the runner separately.

Front fixing brackets © for drawer not supplied, please order separately.

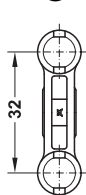
Railing, height extension side panel and panel holder additionally available. Please order individual components separately.

From cabinet width >800 mm, it is recommended to also use the support (Cat. No. 551.80.005) for the synchronisation rod, please order separately.

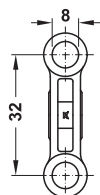
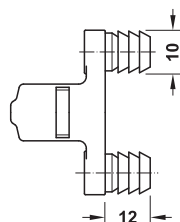
#### Front fixing bracket ©



For press fitting



For press fitting



For screw fixing

> Material: Zinc alloy

Version	Cat. No.
For press fitting	553.59.995
For screw fixing	553.59.991

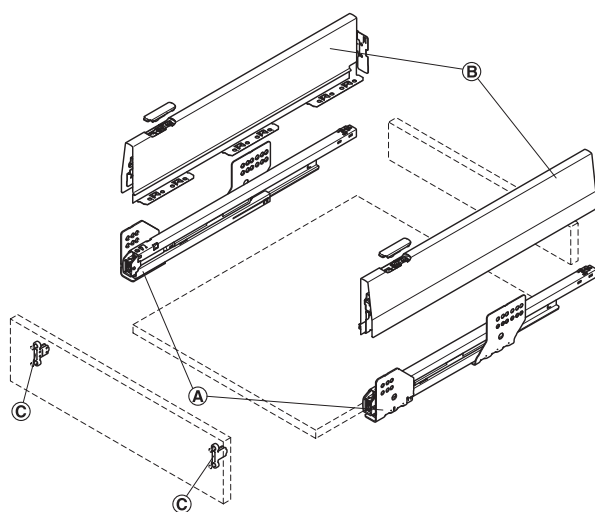
Packing: 1 or 100 pieces

#### Order reference

Please order fixing screw Cat. No. 013.20.949 for screw-fixed version separately.

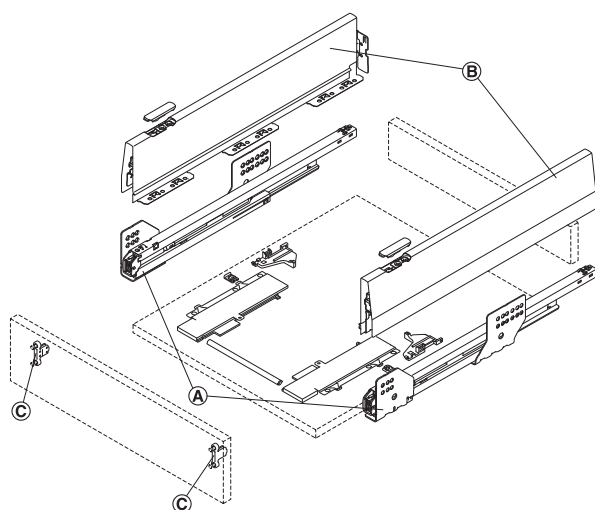
## Häfele Matrix Box P Drawer set

Drawer side height 115 mm



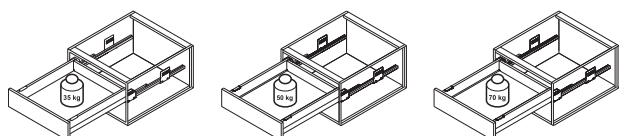
With integrated soft closing and self closing mechanisms

- Ⓐ Cabinet runner
- Ⓑ Drawer sides with cover caps
- Ⓒ Front fixing bracket

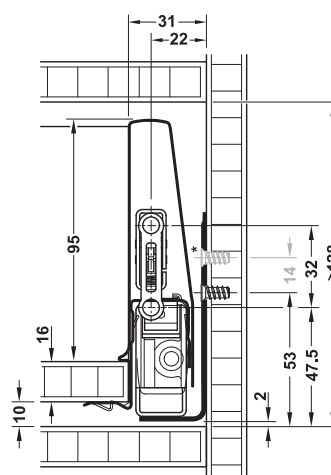


With Push-to-Open

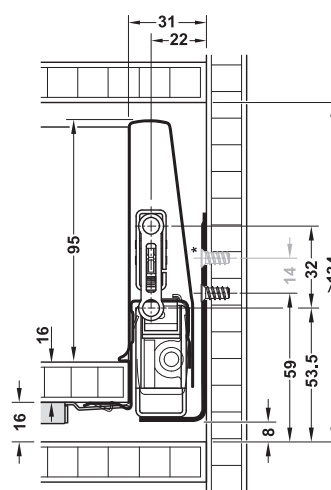
- Ⓐ Cabinet runner with Push-to-Open Soft-Close
- Ⓑ Drawer sides with cover caps
- Ⓒ Front fixing bracket



### Internal installation height



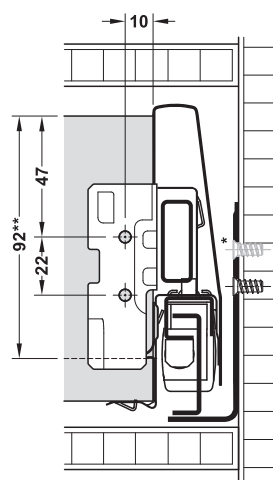
With integrated soft closing and self closing mechanisms



With Push-to-Open Soft-Close

\* Top row series drilled holes and fixing screws are not required for sets with load bearing capacity of 35 kg.

### Rear panel installation dimensions



\*\* Rear panel height

- > Material: Steel
- > Finish: Drawer sides: Powder coated, cabinet runner: Zinc plated

### → Full extension, with integrated soft closing and self closing mechanisms

> Type of pull out: Full extension, with integrated Smuso soft closing mechanism and self closing mechanism, with integrated rear panel fitting

#### Supplied with

1 left and 1 right drawer side with rear panel fitting  
1 left and 1 right cabinet runner  
1 left and 1 right cover cap with Häfele logo relief



Nom. length mm	White	Grey	Metallic silver	Metallic anthracite	Metallic bronze brown
<b>Load bearing capacity 35 kg, Häfele Matrix Box P35 drawer set, drawer side height 115 mm</b>					
270	513.14.700	513.14.500	513.14.900	513.14.300	513.14.100
300	513.14.701	513.14.501	513.14.901	513.14.301	513.14.101
350	513.14.702	513.14.502	513.14.902	513.14.302	513.14.102
400	513.14.703	513.14.503	513.14.903	513.14.303	513.14.103
450	513.14.704	513.14.504	513.14.904	513.14.304	513.14.104
500	513.14.705	513.14.505	513.14.905	513.14.305	513.14.105
550	513.14.706	513.14.506	513.14.906	513.14.306	513.14.106
<b>Load bearing capacity 50 kg, Häfele Matrix Box P50 drawer set, drawer side height 115 mm</b>					
400	551.74.723	551.74.523	551.74.923	551.74.323	551.74.123
450	551.74.724	551.74.524	551.74.924	551.74.324	551.74.124
500	551.74.725	551.74.525	551.74.925	551.74.325	551.74.125
550	551.74.726	551.74.526	551.74.926	551.74.326	551.74.126
600	551.74.727	551.74.527	551.74.927	551.74.327	551.74.127
650	551.74.728	551.74.528	551.74.928	551.74.328	551.74.128
<b>Load bearing capacity 70 kg, Häfele Matrix Box P70 drawer set, drawer side height 115 mm</b>					
550	551.74.746	551.74.546	551.74.946	551.74.346	551.74.146
600	551.74.747	551.74.547	551.74.947	551.74.347	551.74.147
650	551.74.748	551.74.548	551.74.948	551.74.348	551.74.148

Packing: 1 set

#### Order reference

Please order the recommended cylindrical head screw Cat. No. 013.20.930 for installing the runner separately.  
Front fixing brackets © for drawer not supplied, please order separately.

Front fixing bracket ©	► MB 9.18
Supplementary products	► MB 9.58
Matrix Box P planning and installation	► MB 9.7
Cylindrical head screw (for front fixing and runner installation)	► MB 14.51

### → Full extension, with integrated soft closing mechanism, self closing mechanism and Push-to-Open Soft-Close

> Type of pull out: Full extension, with integrated Smuso soft closing mechanism and self closing mechanism, with Push-to-Open and integrated rear panel fitting

#### Supplied with

- 1 left and 1 right drawer side with rear panel fitting
- 1 left and 1 right cabinet runner with Push-to-Open Soft-Close
- 1 left and 1 right cover cap with Häfele logo relief
- 1 Push-to-Open Soft-Close element
- 1 synchronisation rod (for drawer width 600 or 1,200 mm)



Nom. length mm	White	Grey	Metallic silver	Metallic anthracite	Metallic bronze brown
<b>Load bearing capacity 35 kg, Häfele Matrix Box P35 drawer set, drawer side height 115 mm, for cabinet width up to 600 mm</b>					
350	513.31.702	513.31.502	513.31.902	513.31.302	513.31.102
400	513.31.703	513.31.503	513.31.903	513.31.303	513.31.103
450	513.31.704	513.31.504	513.31.904	513.31.304	513.31.104
500	513.31.705	513.31.505	513.31.905	513.31.305	513.31.105
550	513.31.706	513.31.506	513.31.906	513.31.306	513.31.106
<b>Load bearing capacity 35 kg, Häfele Matrix Box P35 drawer set, drawer side height 115 mm, for cabinet width up to 1200 mm</b>					
350	513.31.712	513.31.512	513.31.912	513.31.312	513.31.112
400	513.31.713	513.31.513	513.31.913	513.31.313	513.31.113
450	513.31.714	513.31.514	513.31.914	513.31.314	513.31.114
500	513.31.715	513.31.515	513.31.915	513.31.315	513.31.115
550	513.31.716	513.31.516	513.31.916	513.31.316	513.31.116
<b>Load bearing capacity 50 kg, Häfele Matrix Box P50 drawer set, drawer side height 115 mm, for cabinet width up to 600 mm</b>					
450	513.31.724	513.31.524	513.31.924	513.31.324	513.31.124
500	513.31.725	513.31.525	513.31.925	513.31.325	513.31.125
550	513.31.726	513.31.526	513.31.926	513.31.326	513.31.126
600	513.31.727	513.31.527	513.31.927	513.31.327	513.31.127
650	513.31.728	513.31.528	513.31.928	513.31.328	513.31.128
<b>Load bearing capacity 50 kg, Häfele Matrix Box P50 drawer set, drawer side height 115 mm, for cabinet width up to 1200 mm</b>					
450	513.31.734	513.31.534	513.31.934	513.31.334	513.31.134
500	513.31.735	513.31.535	513.31.935	513.31.335	513.31.135
550	513.31.736	513.31.536	513.31.936	513.31.336	513.31.136
600	513.31.737	513.31.537	513.31.937	513.31.337	513.31.137
650	513.31.738	513.31.538	513.31.938	513.31.338	513.31.138

Packing: 1 set

#### Order reference

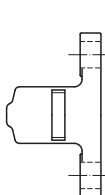
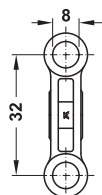
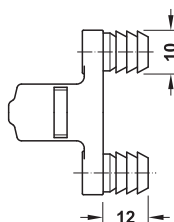
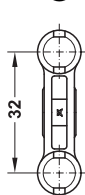
Please order the recommended cylindrical head screw Cat. No. 013.20.930 for installing the runner separately.

Front fixing brackets © for drawer not supplied, please order separately.

Railing, height extension side panel and panel holder additionally available. Please order individual components separately.

From cabinet width >800 mm, it is recommended to also use the support (Cat. No. 551.80.005) for the synchronisation rod, please order separately.

#### Front fixing bracket ©



For press fitting

For press fitting

For screw fixing

> Material: Zinc alloy

Version	Cat. No.
For press fitting	553.59.995
For screw fixing	553.59.991

Packing: 1 or 100 pieces

#### Order reference

Please order fixing screw Cat. No. 013.20.949 for screw-fixed version separately.



9

Drawer and Pull Out

DGH-M 2021, HDE-en, 11/20; Dimensional data not binding. We reserve the right to alter specifications without notice.




# YES! CONSULTING APP.

FURNITURE VISUALISATION, RETHOUGHT.  
QUICK, EASY, INSPIRING.

PHOTO-  
REALISTIC  
PLANNING IN  
REAL TIME



[www.haefele.com/yes](http://www.haefele.com/yes)

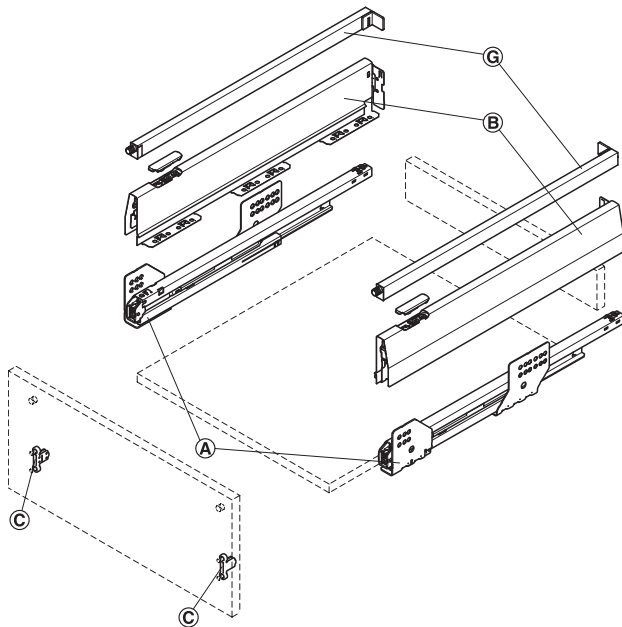


## Häfele Matrix Box P Pull out for door front fixing set

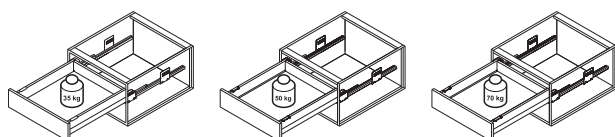
Drawer side height 92 mm, with side railing, rectangular



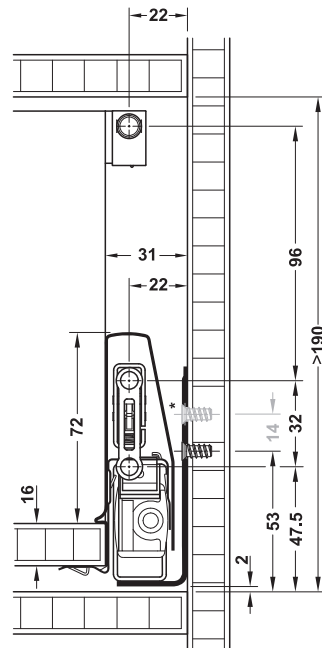
- > Colour of railing matches the drawer sides
- > Tilting angle of front panel adjustable via adjusting element in railing  $\pm 2$  mm
- > Rectangular railing provides architectural design
- > Additional stability for high pull outs for door front fixing



- (A) Cabinet runner
- (B) Drawer sides with cover caps
- (C) Front fixing bracket
- (G) Side railing set, rectangular

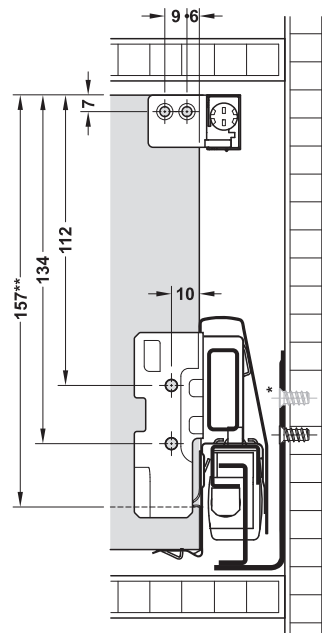


### Internal installation height



\* Top row series drilled holes and fixing screws are not required for sets with load bearing capacity of 35 kg.

### Rear panel installation dimensions




\*\* Rear panel height

- > Type of pull out: Full extension, with integrated Smuso soft closing mechanism and self closing mechanism, with integrated rear panel fitting
- > Material: Steel, railing holder: Plastic
- > Finish: Drawer sides and railing: Powder coated, cabinet runner: Zinc plated
- > Dim.: Gallery rail: 13.5 x 22 mm

### → Full extension, with integrated soft closing and self closing mechanisms

#### Supplied with

- 1 left and 1 right drawer side with rear panel fitting
- 1 left and 1 right cabinet runner
- 1 left and 1 right cover cap with Häfele logo relief
- 1 side railing set, rectangular (gallery rail, front bracket, rear panel fitting)



Nom. length mm	White	Metallic silver	Metallic anthracite	Metallic bronze brown
-------------------	-------	--------------------	------------------------	--------------------------

**Load bearing capacity 35 kg, Häfele Matrix Box P35 pull out for door front fixing set, drawer side height 92 mm, with side railing, rectangular**

270	513.09.700	513.09.900	513.09.300	513.09.100
300	513.09.701	513.09.901	513.09.301	513.09.101
350	513.09.702	513.09.902	513.09.302	513.09.102
400	513.09.703	513.09.903	513.09.303	513.09.103
450	513.09.704	513.09.904	513.09.304	513.09.104
500	513.09.705	513.09.905	513.09.305	513.09.105
550	513.09.706	513.09.906	513.09.306	513.09.106

**Load bearing capacity 50 kg, Häfele Matrix Box P50 pull out for door front fixing set, drawer side height 92 mm, with side railing, rectangular**

400	551.67.723	551.67.923	551.67.323	551.67.123
450	551.67.724	551.67.924	551.67.324	551.67.124
500	551.67.725	551.67.925	551.67.325	551.67.125
550	551.67.726	551.67.926	551.67.326	551.67.126
600	551.67.727	551.67.927	551.67.327	551.67.127
650	551.67.728	551.67.928	551.67.328	551.67.128

**Load bearing capacity 70 kg, Häfele Matrix Box P70 pull out for door front fixing set, drawer side height 92 mm, with side railing, rectangular**

550	551.67.746	551.67.946	551.67.346	551.67.146
600	551.67.747	551.67.947	551.67.347	551.67.147
650	551.67.748	551.67.948	551.67.348	551.67.148

Packing: 1 set

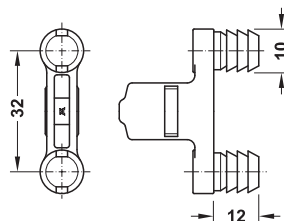
#### Order reference

Please order the recommended cylindrical head screw Cat. No. 013.20.930 for installing the runner separately.  
Front fixing brackets © for drawer not supplied, please order separately.

#### Front fixing bracket ©



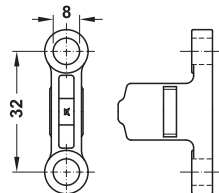
For press fitting



For press fitting



For screw fixing



For screw fixing

> Material: Zinc alloy

Version	Cat. No.
For press fitting	553.59.995
For screw fixing	553.59.991

Packing: 1 or 100 pieces

#### Order reference

Please order fixing screw Cat. No. 013.20.949 for screw-fixed version separately.

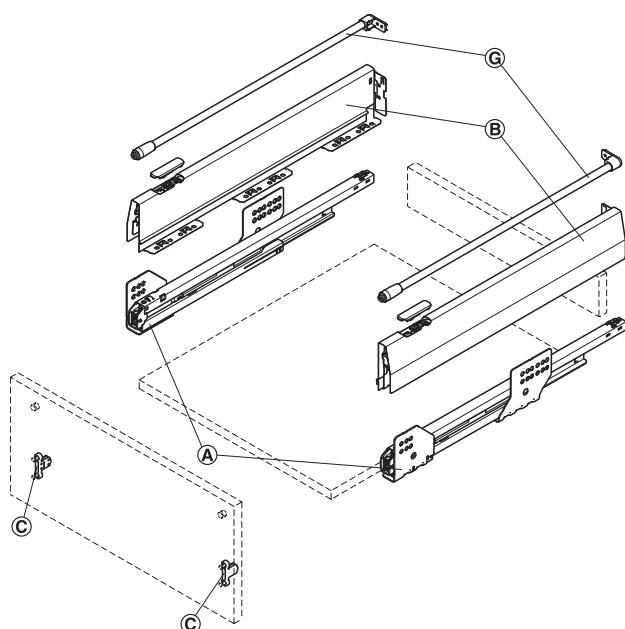
Supplementary products	► MB 9.58
Matrix Box P planning and installation	► MB 9.7
Cylindrical head screw (for front fixing and runner installation)	► MB 14.51

## Häfele Matrix Box P Pull out for door front fixing set

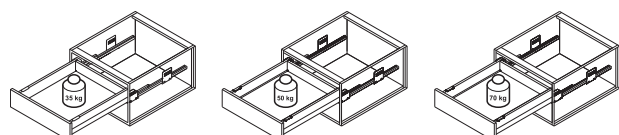
Drawer side height 92 mm, with side railing, round



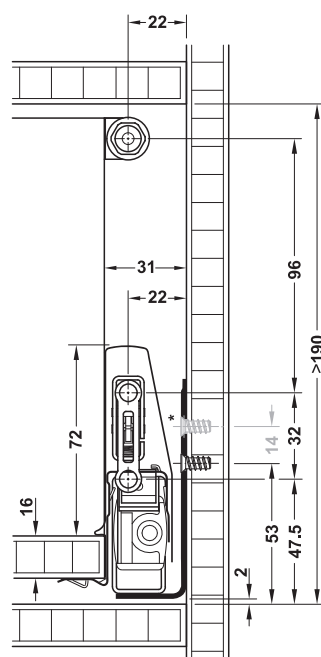
- > Colour of railing matches the drawer sides
- > Tilting angle of front panel adjustable by rotating the gallery rail  $\pm 2$  mm



- (A) Cabinet runner
- (B) Drawer sides with cover caps
- (C) Front fixing bracket
- (G) Side railing set, round

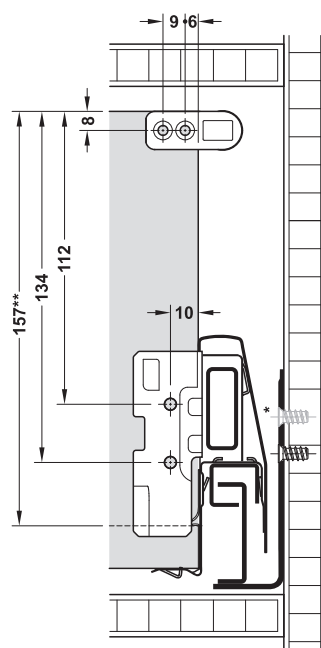


### Internal installation height



\* Top row series drilled holes and fixing screws are not required for sets with load bearing capacity of 35 kg.

### Rear panel installation dimensions



\*\* Rear panel height


- > Type of pull out: Full extension, with integrated Smuso soft closing mechanism and self closing mechanism, with integrated rear panel fitting
- > Material: Steel, railing holder: Plastic
- > Finish: Drawer sides and railing: Powder coated, cabinet runner: Zinc plated
- > Dim.: Gallery rail:  $\varnothing$  11 mm



### → Full extension, with integrated soft closing and self closing mechanisms

#### Supplied with

- 1 left and 1 right drawer side with rear panel fitting
- 1 left and 1 right cabinet runner
- 1 left and 1 right cover cap with Häfele logo relief
- 1 side railing set, round (gallery rail, front bracket, rear panel fitting)



Nom. length mm	White	Grey	Metallic silver	Metallic anthracite
-------------------	-------	------	--------------------	------------------------

**Load bearing capacity 35 kg, Häfele Matrix Box P35 pull out for door front fixing set, drawer side height 92 mm, with side railing, round**

270	513.07.700	513.07.500	513.07.900	513.07.300
300	513.07.701	513.07.501	513.07.901	513.07.301
350	513.07.702	513.07.502	513.07.902	513.07.302
400	513.07.703	513.07.503	513.07.903	513.07.303
450	513.07.704	513.07.504	513.07.904	513.07.304
500	513.07.705	513.07.505	513.07.905	513.07.305
550	513.07.706	513.07.506	513.07.906	513.07.306

**Load bearing capacity 50 kg, Häfele Matrix Box P50 pull out for door front fixing set, drawer side height 92 mm, with side railing, round**

400	551.57.723	551.57.523	551.57.923	551.57.323
450	551.57.724	551.57.524	551.57.924	551.57.324
500	551.57.725	551.57.525	551.57.925	551.57.325
550	551.57.726	551.57.526	551.57.926	551.57.326
600	551.57.727	551.57.527	551.57.927	551.57.327
650	551.57.728	551.57.528	551.57.928	551.57.328

**Load bearing capacity 70 kg, Häfele Matrix Box P70 pull out for door front fixing set, drawer side height 92 mm, with side railing, round**

550	551.57.746	551.57.546	551.57.946	551.57.346
600	551.57.747	551.57.547	551.57.947	551.57.347
650	551.57.748	551.57.548	551.57.948	551.57.348

Packing: 1 set

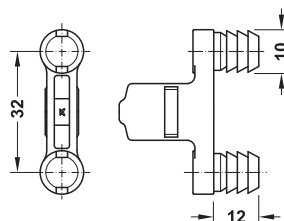
#### Order reference

Please order the recommended cylindrical head screw Cat. No. 013.20.930 for installing the runner separately.  
Front fixing brackets © for drawer not supplied, please order separately.

#### Front fixing bracket ©



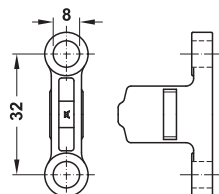
For press fitting



For press fitting



For screw fixing



For screw fixing

> Material: Zinc alloy

Version	Cat. No.
For press fitting	553.59.995
For screw fixing	553.59.991

Packing: 1 or 100 pieces

#### Order reference

Please order fixing screw Cat. No. 013.20.949 for screw-fixed version separately.

Subdivision with cross railing	► MB 9.60
Supplementary products	► MB 9.58
Matrix Box P planning and installation	► MB 9.7
Cylindrical head screw (for front fixing and runner installation)	► MB 14.51

## Häfele Matrix Box P Pull out for door front fixing set

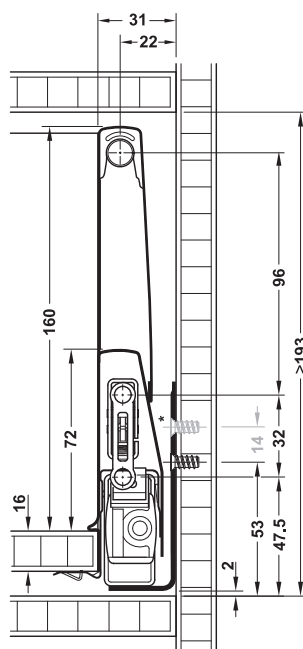
Drawer side height 92 mm, with height extension side panels



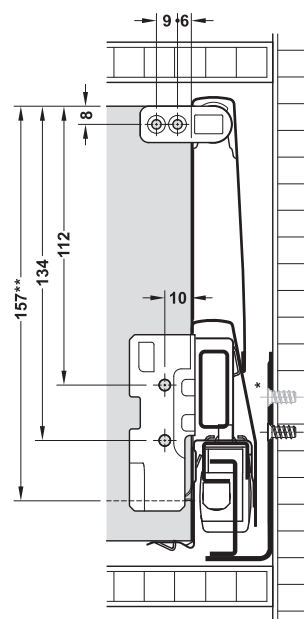
- > Tilting angle of front panel adjustable by rotating the gallery rail  $\pm 2$  mm
- > Tall kitchen items cannot fall out or fall over due to the enclosed height extension side panels
- > Can be retrofitted onto round railing when observing the given installation height
- > Matches the colour of the drawer sides



### Internal installation height



### Rear panel installation dimensions



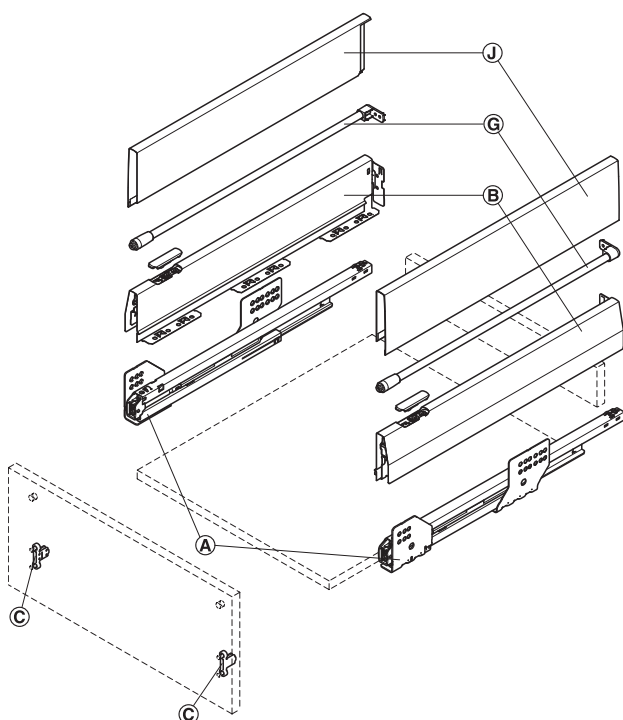
\* Top row series drilled holes and fixing screws are not required for sets with load bearing capacity of 35 kg.

\*\* Rear panel height

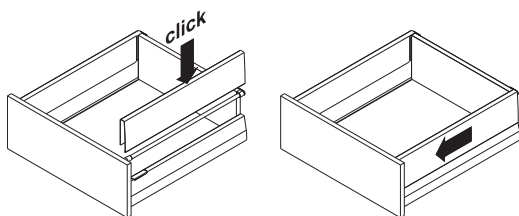
- > Area of application: For increasing the height of the **enclosed** internal space of the pull out by 88 mm to a total height of 160 mm
- > Type of pull out: Full extension, with integrated Smuso soft closing mechanism and self closing mechanism, with integrated rear panel fitting
- > Material: Steel, railing holder: Plastic
- > Finish: Drawer sides and railing: Powder coated, cabinet runner: Zinc plated

9

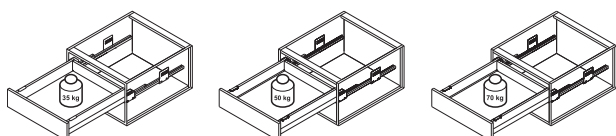
Drawer and Pull Out for Door Front Fixing



- A Cabinet runner
- B Drawer sides with cover caps
- C Front fixing bracket
- G Side railing set
- J Height extension side panel



Mount the side railing precisely according to the installation drawing when using individual rear panel heights.





### → Full extension, with integrated soft closing and self closing mechanisms

#### Supplied with

- 1 left and 1 right drawer side with rear panel fitting
- 1 left and 1 right cabinet runner
- 1 left and 1 right cover cap with Häfele logo relief
- 1 side railing set (gallery rail, front bracket, rear panel fitting)
- 2 height extension side panels



Nom. length mm	White	Grey	Metallic silver	Metallic anthracite	Metallic bronze brown
-------------------	-------	------	--------------------	------------------------	--------------------------

**Load bearing capacity 35 kg, Häfele Matrix Box P35 pull out for door front fixing set, drawer side height 92 mm, with height extension side panels**

270	513.05.700	513.05.500	513.05.900	513.05.300	513.05.100
300	513.05.701	513.05.501	513.05.901	513.05.301	513.05.101
350	513.05.702	513.05.502	513.05.902	513.05.302	513.05.102
400	513.05.703	513.05.503	513.05.903	513.05.303	513.05.103
450	513.05.704	513.05.504	513.05.904	513.05.304	513.05.104
500	513.05.705	513.05.505	513.05.905	513.05.305	513.05.105
550	513.05.706	513.05.506	513.05.906	513.05.306	513.05.106

**Load bearing capacity 50 kg, Häfele Matrix Box P50 pull out for door front fixing set, drawer side height 92 mm, with height extension side panels**

400	551.55.723	551.55.523	551.55.923	551.55.323	551.55.123
450	551.55.724	551.55.524	551.55.924	551.55.324	551.55.124
500	551.55.725	551.55.525	551.55.925	551.55.325	551.55.125
550	551.55.726	551.55.526	551.55.926	551.55.326	551.55.126
600	551.55.727	551.55.527	551.55.927	551.55.327	551.55.127
650	551.55.728	551.55.528	551.55.928	551.55.328	551.55.128

**Load bearing capacity 70 kg, Häfele Matrix Box P70 pull out for door front fixing set, drawer side height 92 mm, with height extension side panels**

550	551.55.746	551.55.546	551.55.946	551.55.346	551.55.146
600	551.55.747	551.55.547	551.55.947	551.55.347	551.55.147
650	551.55.748	551.55.548	551.55.948	551.55.348	551.55.148

Packing: 1 set

#### Order reference

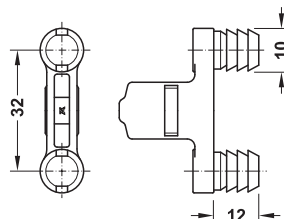
Please order the recommended cylindrical head screw Cat. No. 013.20.930 for installing the runner separately.

Front fixing brackets © for drawer not supplied, please order separately.

#### Front fixing bracket ©



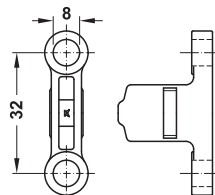
For press fitting



For press fitting



For screw fixing



For screw fixing

> Material: Zinc alloy

Version	Cat. No.
For press fitting	553.59.995
For screw fixing	553.59.991

Packing: 1 or 100 pieces

#### Order reference

Please order fixing screw Cat. No. 013.20.949 for screw-fixed version separately.

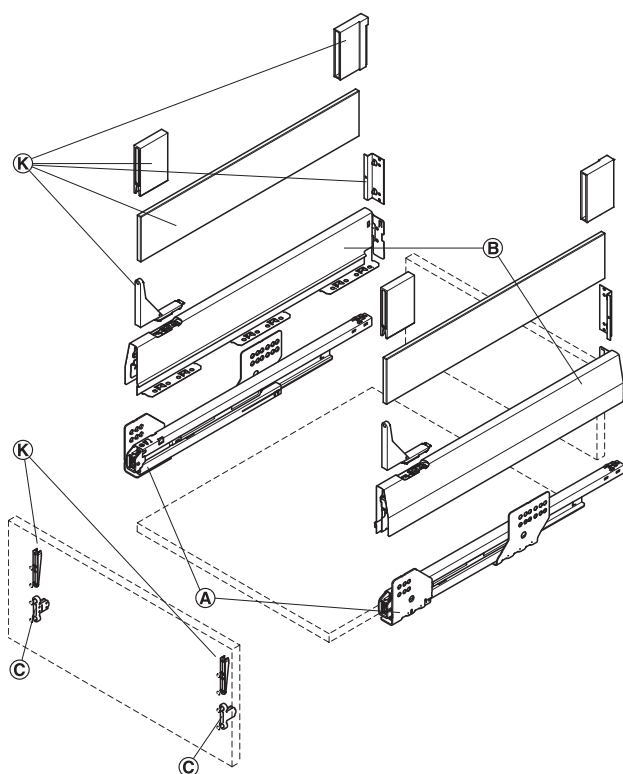
Supplementary products	► MB 9.58
Matrix Box P planning and installation	► MB 9.7
Cylindrical head screw (for front fixing and runner installation)	► MB 14.51

## Häfele Matrix Box P Pull out for door front fixing set

Drawer side height 92 mm, with panel holder

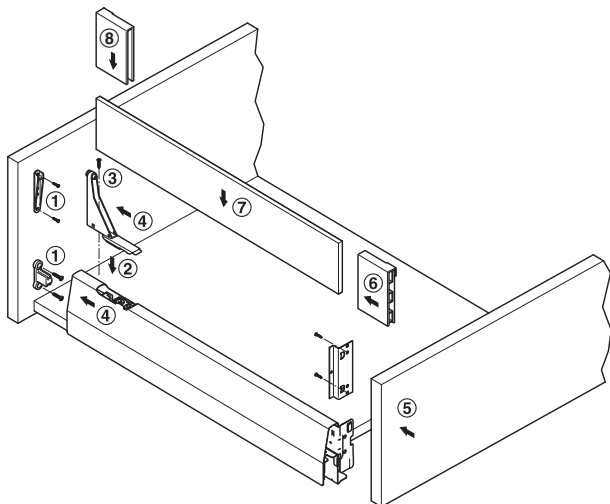


- > For individual panel design with material thickness 8 mm made from e.g. glass, wood, acrylic,...
- > Tilting angle adjustment of front panel at panel holder  $\pm 2$  mm
- > Additional stability for high pull outs for door front fixing

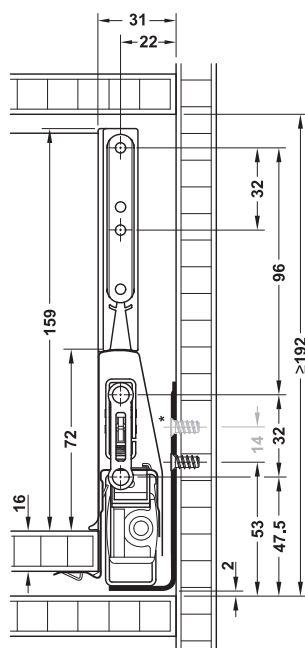


- (A) Cabinet runner
- (B) Drawer sides with cover caps
- (C) Front fixing bracket
- (K) Panel holder

### Installation

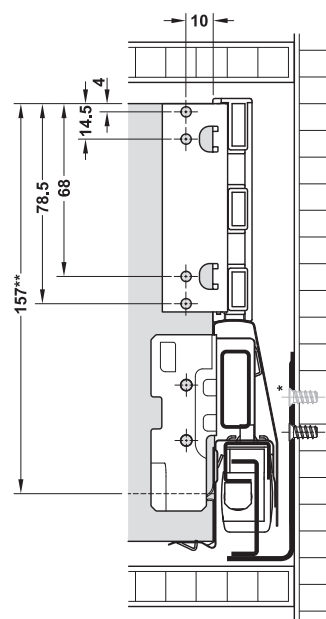


### Internal installation height



\* Top row series drilled holes and fixing screws are not required for sets with load bearing capacity of 35 kg.

### Rear panel installation dimensions




\*\* Rear panel height

- > Type of pull out: Full extension, with integrated Smuso soft closing mechanism and self closing mechanism, with integrated rear panel fitting
- > Material: Steel, railing holder: Plastic
- > Finish: Drawer sides and railing: Powder coated, cabinet runner: Zinc plated
- > Adjustment facility: The tilting angle of the drawer front panel can be adjusted using slotted screw
- > Installation: For placing onto drawer sides, for screw fixing to drawer front panel and rear panel, cover caps for plug fitting

### → Full extension, with integrated soft closing and self closing mechanisms

#### Supplied with

- 1 left and 1 right drawer side with rear panel fitting
- 1 left and 1 right cabinet runner
- 1 left and 1 right cover cap with Häfele logo relief
- 1 lateral panel set (front bracket, panel holders, cover caps, rear panel fitting)




Nom. length mm	White	Metallic silver	Metallic anthracite	Metallic bronze brown
<b>Load bearing capacity 35 kg, Häfele Matrix Box P35 pull out for door front fixing set, drawer side height 92 mm, with panel holder</b>				
270	513.09.760	513.09.960	513.09.360	513.09.160
300	513.09.761	513.09.961	513.09.361	513.09.161
350	513.09.762	513.09.962	513.09.362	513.09.162
400	513.09.763	513.09.963	513.09.363	513.09.163
450	513.09.764	513.09.964	513.09.364	513.09.164
500	513.09.765	513.09.965	513.09.365	513.09.165
550	513.09.766	513.09.966	513.09.366	513.09.166
<b>Load bearing capacity 50 kg, Häfele Matrix Box P50 pull out for door front fixing set, drawer side height 92 mm, with panel holder</b>				
400	551.67.773	551.67.973	551.67.373	551.67.173
450	551.67.774	551.67.974	551.67.374	551.67.174
500	551.67.775	551.67.975	551.67.375	551.67.175
550	551.67.776	551.67.976	551.67.376	551.67.176
600	551.67.777	551.67.977	551.67.377	551.67.177
650	551.67.778	551.67.978	551.67.378	551.67.178
<b>Load bearing capacity 70 kg, Häfele Matrix Box P70 pull out for door front fixing set, drawer side height 92 mm, with panel holder</b>				
550	551.67.786	551.67.986	551.67.386	551.67.186
600	551.67.787	551.67.987	551.67.387	551.67.187
650	551.67.788	551.67.988	551.67.388	551.67.188

Packing: 1 set

#### Order reference

Please order the recommended cylindrical head screw Cat. No. 013.20.930 for installing the runner separately.  
Front fixing brackets © and glass panel for drawer not supplied, please order separately.

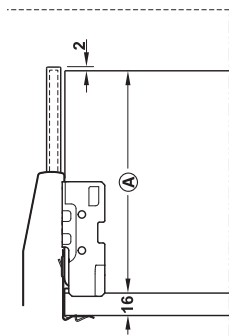
#### Glass panel



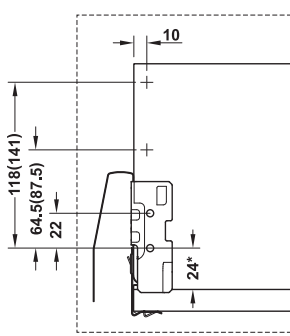
#### Installation dimensions

Please note with individually manufactured panels:

- > Material thickness 8 mm
- > Height 82 mm
- > Panel length = nominal length – 45 mm



Rear panel height (A) = 157 (180) mm



Drilling pattern for rear panel fitting

Dim. without brackets = drawer side height 92 mm  
Dim. in brackets = drawer side height 115 mm

- > Version: Edges ground and chamfered
- > Glass thickness: 8 mm

Nom. length mm	Flint glass, clear	Flint glass, satin frosted
270	553.60.440	553.60.140
300	553.60.441	553.60.141
350	553.60.442	553.60.142
400	553.60.443	553.60.143
450	553.60.444	553.60.144
500	553.60.445	553.60.145
550	553.60.446	553.60.146
600	553.60.447	553.60.147
650	553.60.448	553.60.148

Packing: 1 pair

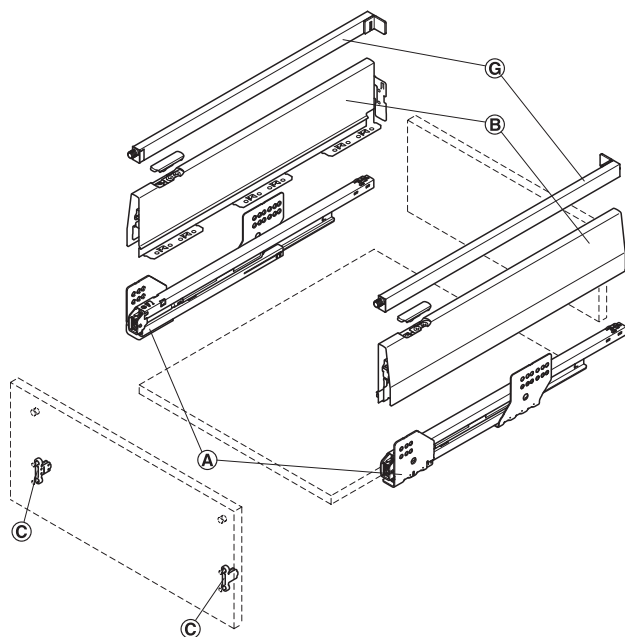
Front fixing bracket ©	► MB 9.25
Supplementary products	► MB 9.58
Matrix Box P planning and installation	► MB 9.7

## Häfele Matrix Box P Pull out for door front fixing set

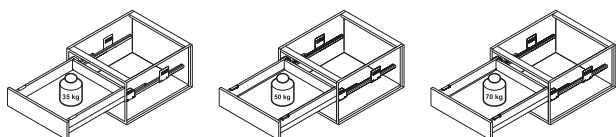
Drawer side height 115 mm, with side railing, rectangular



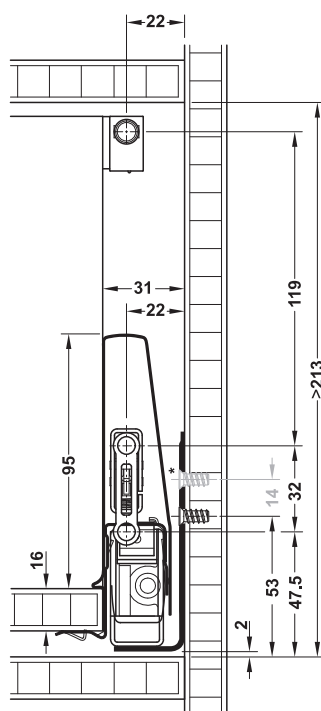
- > Colour of railing matches the drawer sides
- > Tilting angle of front panel adjustable via adjusting element in railing  $\pm 2$  mm
- > Rectangular railing provides architectural design
- > Additional stability for high pull outs for door front fixing



- (A) Cabinet runner
- (B) Drawer sides with cover caps
- (C) Front fixing bracket
- (G) Side railing set, rectangular

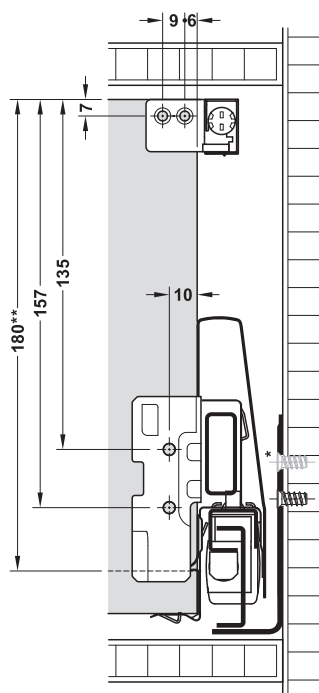


### Internal installation height



\* Top row series drilled holes and fixing screws are not required for sets with load bearing capacity of 35 kg.

### Rear panel installation dimensions



\*\* Rear panel height

- > Type of pull out: Full extension, with integrated Smuso soft closing mechanism and self closing mechanism, with integrated rear panel fitting
- > Material: Steel, railing holder: Plastic
- > Finish: Drawer sides and railing: Powder coated, cabinet runner: Zinc plated
- > Dim.: Gallery rail: 13.5 x 22 mm

### → Full extension, with integrated soft closing and self closing mechanisms

#### Supplied with

- 1 left and 1 right drawer side with rear panel fitting
- 1 left and 1 right cabinet runner
- 1 left and 1 right cover cap with Häfele logo relief
- 1 side railing set, rectangular (gallery rail, front bracket, rear panel fitting)



Nom. length mm	White	Metallic silver	Metallic anthracite	Metallic bronze brown
-------------------	-------	--------------------	------------------------	--------------------------

**Load bearing capacity 35 kg, Häfele Matrix Box P35 pull out for door front fixing set, drawer side height 115 mm, with side railing, rectangular**

270	513.19.700	513.19.900	513.19.300	513.19.100
300	513.19.701	513.19.901	513.19.301	513.19.101
350	513.19.702	513.19.902	513.19.302	513.19.102
400	513.19.703	513.19.903	513.19.303	513.19.103
450	513.19.704	513.19.904	513.19.304	513.19.104
500	513.19.705	513.19.905	513.19.305	513.19.105
550	513.19.706	513.19.906	513.19.306	513.19.106

**Load bearing capacity 50 kg, Häfele Matrix Box P50 pull out for door front fixing set, drawer side height 115 mm, with side railing, rectangular**

400	551.37.723	551.37.923	551.37.323	551.37.123
450	551.37.724	551.37.924	551.37.324	551.37.124
500	551.37.725	551.37.925	551.37.325	551.37.125
550	551.37.726	551.37.926	551.37.326	551.37.126
600	551.37.727	551.37.927	551.37.327	551.37.127
650	551.37.728	551.37.928	551.37.328	551.37.128

**Load bearing capacity 70 kg, Häfele Matrix Box P70 pull out for door front fixing set, drawer side height 115 mm, with side railing, rectangular**

550	551.37.746	551.37.946	551.37.346	551.37.146
600	551.37.747	551.37.947	551.37.347	551.37.147
650	551.37.748	551.37.948	551.37.348	551.37.148

Packing: 1 set

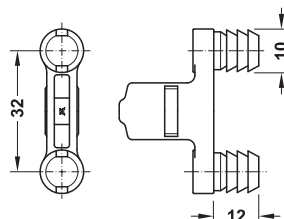
#### Order reference

Please order the recommended cylindrical head screw Cat. No. 013.20.930 for installing the runner separately.  
Front fixing brackets © for drawer not supplied, please order separately.

#### Front fixing bracket ©



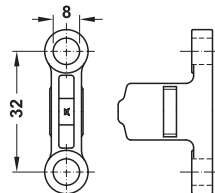
For press fitting



For press fitting



For screw fixing



For screw fixing

> Material: Zinc alloy

Version	Cat. No.
For press fitting	553.59.995
For screw fixing	553.59.991

Packing: 1 or 100 pieces

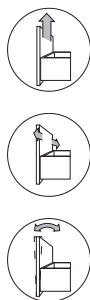
#### Order reference

Please order fixing screw Cat. No. 013.20.949 for screw-fixed version separately.

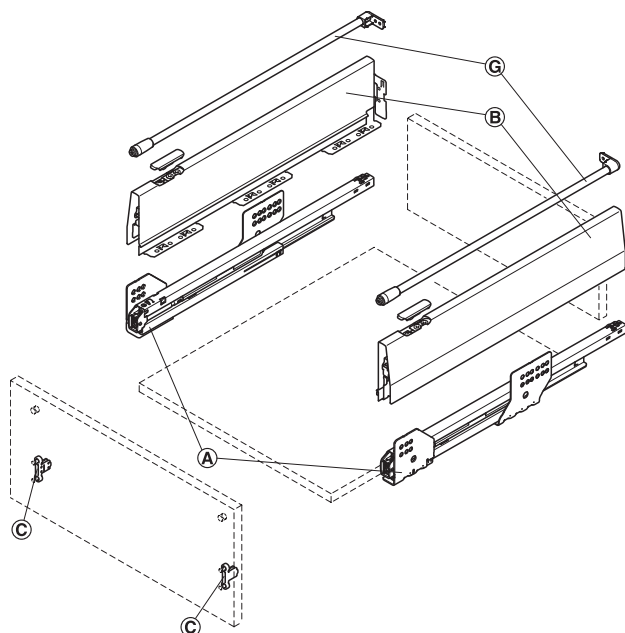
Supplementary products	► MB 9.58
Matrix Box P planning and installation	► MB 9.7
Cylindrical head screw (for front fixing and runner installation)	► MB 14.51

## Häfele Matrix Box P Pull out for door front fixing set

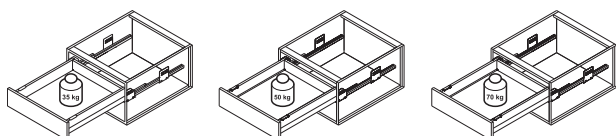
Drawer side height 115 mm, with side railing, round



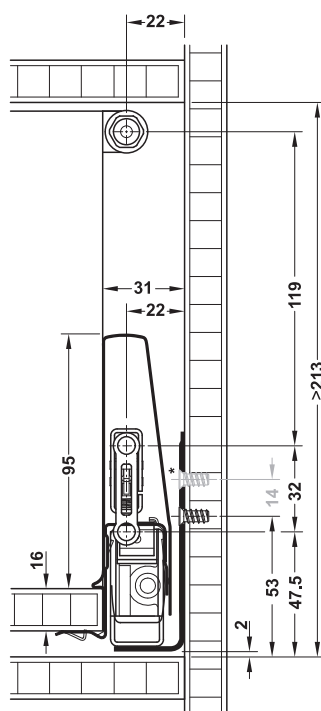
- > Colour of railing matches the drawer sides
- > Tilting angle of front panel adjustable by rotating the gallery rail  $\pm 2$  mm
- > Additional stability for high pull outs for door front fixing



- (A) Cabinet runner
- (B) Drawer sides with cover caps
- (C) Front fixing bracket
- (G) Side railing set, round

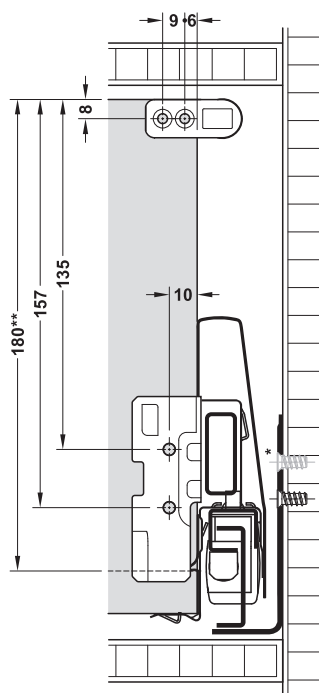


### Internal installation height



\* Top row series drilled holes and fixing screws are not required for sets with load bearing capacity of 35 kg.

### Rear panel installation dimensions



\*\* Rear panel height


- > Type of pull out: Full extension, with integrated Smuso soft closing mechanism and self closing mechanism, with integrated rear panel fitting
- > Material: Steel, railing holder: Plastic
- > Finish: Drawer sides and railing: Powder coated, cabinet runner: Zinc plated
- > Dim.: Gallery rail:  $\varnothing$  11 mm



### → Full extension, with integrated soft closing and self closing mechanisms

#### Supplied with

- 1 left and 1 right drawer side with rear panel fitting
- 1 left and 1 right cabinet runner
- 1 left and 1 right cover cap with Häfele logo relief
- 1 side railing set, round (gallery rail, front bracket, rear panel fitting)



Nom. length mm	White	Grey	Metallic silver	Metallic anthracite
----------------	-------	------	-----------------	---------------------

**Load bearing capacity 35 kg, Häfele Matrix Box P35 pull out for door front fixing set, drawer side height 115 mm, with side railing, round**

270	513.17.700	513.17.500	513.17.900	513.17.300
300	513.17.701	513.17.501	513.17.901	513.17.301
350	513.17.702	513.17.502	513.17.902	513.17.302
400	513.17.703	513.17.503	513.17.903	513.17.303
450	513.17.704	513.17.504	513.17.904	513.17.304
500	513.17.705	513.17.505	513.17.905	513.17.305
550	513.17.706	513.17.506	513.17.906	513.17.306

**Load bearing capacity 50 kg, Häfele Matrix Box P50 pull out for door front fixing set, drawer side height 115 mm, with side railing, round**

400	551.32.723	551.32.523	551.32.923	551.32.323
450	551.32.724	551.32.524	551.32.924	551.32.324
500	551.32.725	551.32.525	551.32.925	551.32.325
550	551.32.726	551.32.526	551.32.926	551.32.326
600	551.32.727	551.32.527	551.32.927	551.32.327
650	551.32.728	551.32.528	551.32.928	551.32.328

**Load bearing capacity 70 kg, Häfele Matrix Box P70 pull out for door front fixing set, drawer side height 115 mm, with side railing, round**

550	551.32.746	551.32.546	551.32.946	551.32.346
600	551.32.747	551.32.547	551.32.947	551.32.347
650	551.32.748	551.32.548	551.32.948	551.32.348

Packing: 1 set

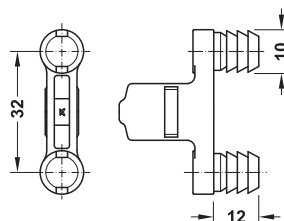
#### Order reference

Please order the recommended cylindrical head screw Cat. No. 013.20.930 for installing the runner separately.  
Front fixing brackets © for drawer not supplied, please order separately.

#### Front fixing bracket ©



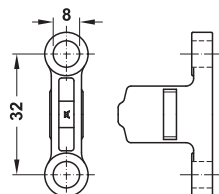
For press fitting



For press fitting



For screw fixing



For screw fixing

> Material: Zinc alloy

Version	Cat. No.
For press fitting	553.59.995
For screw fixing	553.59.991

Packing: 1 or 100 pieces

#### Order reference

Please order fixing screw Cat. No. 013.20.949 for screw-fixed version separately.

Subdivision with cross railing	► MB 9.60
Supplementary products	► MB 9.58
Matrix Box P planning and installation	► MB 9.7
Cylindrical head screw (for front fixing and runner installation)	► MB 14.51

## Häfele Matrix Box P Pull out for door front fixing set

Drawer side height 115 mm, with height extension side panels

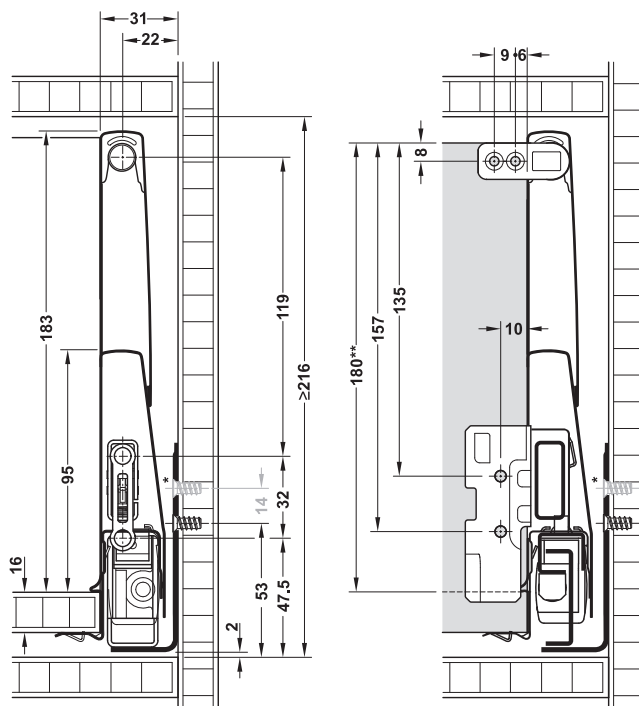


- > Tilting angle of front panel adjustable by rotating the gallery rail  $\pm 2$  mm
- > Tall kitchen items cannot fall out or fall over due to the enclosed height extension side panels
- > Can be retrofitted onto round railing when observing the given installation height
- > Matches the colour of the drawer sides
- > Additional stability for high pull outs for door front fixing



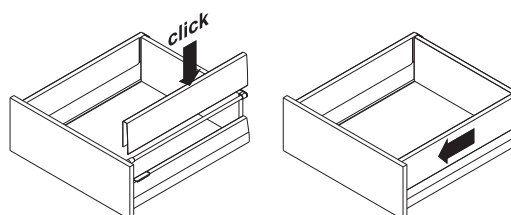
### Internal installation height

### Rear panel installation dimensions



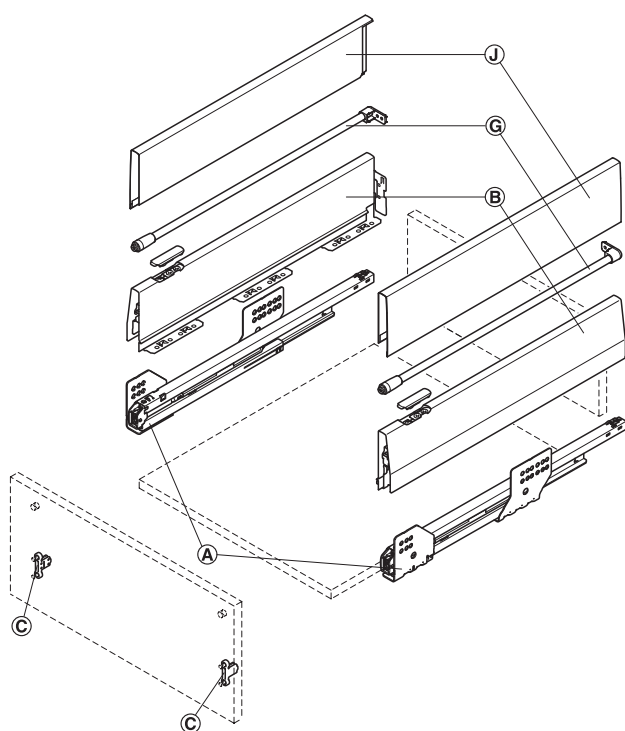
\* Top row series drilled holes and fixing screws are not required for sets with load bearing capacity of 35 kg.

\*\* Rear panel height

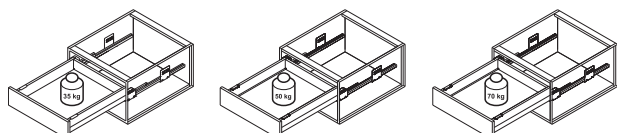


Mount the side railing precisely according to the installation drawing when using individual rear panel heights.

- > Type of pull out: Full extension, with integrated Smuso soft closing mechanism and self closing mechanism, with integrated rear panel fitting
- > Material: Steel
- > Finish: Drawer sides and height extension side panels: Powder coated, cabinet runner: Zinc plated
- > Area of application: For increasing the height of the **enclosed** internal space of the pull out by 88 mm to a total height of 183 mm




- A Cabinet runner
- B Drawer sides with cover caps
- C Front fixing bracket
- G Side railing set
- J Height extension side panel



### → Full extension, with integrated soft closing and self closing mechanisms

#### Supplied with

- 1 left and 1 right drawer side with rear panel fitting
- 1 left and 1 right cabinet runner
- 1 left and 1 right cover cap with Häfele logo relief
- 1 side railing set (gallery rail, front bracket, rear panel fitting)
- 2 height extension side panels



Nom. length mm	White	Grey	Metallic silver	Metallic anthracite	Metallic bronze brown
----------------	-------	------	-----------------	---------------------	-----------------------

**Load bearing capacity 35 kg, Häfele Matrix Box P35 pull out for door front fixing set, drawer side height 115 mm, with height extension side panels**

270	513.15.700	513.15.500	513.15.900	513.15.300	513.15.100
300	513.15.701	513.15.501	513.15.901	513.15.301	513.15.101
350	513.15.702	513.15.502	513.15.902	513.15.302	513.15.102
400	513.15.703	513.15.503	513.15.903	513.15.303	513.15.103
450	513.15.704	513.15.504	513.15.904	513.15.304	513.15.104
500	513.15.705	513.15.505	513.15.905	513.15.305	513.15.105
550	513.15.706	513.15.506	513.15.906	513.15.306	513.15.106

**Load bearing capacity 50 kg, Häfele Matrix Box P50 pull out for door front fixing set, drawer side height 115 mm, with height extension side panels**

400	551.30.723	551.30.523	551.30.923	551.30.323	551.30.123
450	551.30.724	551.30.524	551.30.924	551.30.324	551.30.124
500	551.30.725	551.30.525	551.30.925	551.30.325	551.30.125
550	551.30.726	551.30.526	551.30.926	551.30.326	551.30.126
600	551.30.727	551.30.527	551.30.927	551.30.327	551.30.127
650	551.30.728	551.30.528	551.30.928	551.30.328	551.30.128

**Load bearing capacity 70 kg, Häfele Matrix Box P70 pull out for door front fixing set, drawer side height 115 mm, with height extension side panels**

550	551.30.746	551.30.546	551.30.946	551.30.346	551.30.146
600	551.30.747	551.30.547	551.30.947	551.30.347	551.30.147
650	551.30.748	551.30.548	551.30.948	551.30.348	551.30.148

Packing: 1 set

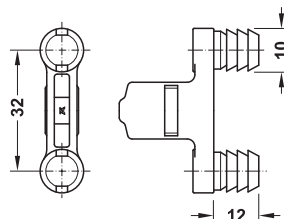
#### Order reference

Please order the recommended cylindrical head screw Cat. No. 013.20.930 for installing the runner separately.  
Front fixing brackets © for drawer not supplied, please order separately.

#### Front fixing bracket ©



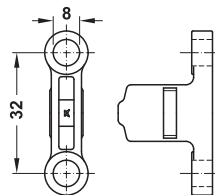
For press fitting



For press fitting



For screw fixing



For screw fixing

> Material: Zinc alloy

Version	Cat. No.
For press fitting	553.59.995
For screw fixing	553.59.991

Packing: 1 or 100 pieces

#### Order reference

Please order fixing screw Cat. No. 013.20.949 for screw-fixed version separately.

Supplementary products	► MB 9.58
Matrix Box P planning and installation	► MB 9.7
Cylindrical head screw (for front fixing and runner installation)	► MB 14.51

## Häfele Matrix Box P Pull out for door front fixing set

Drawer side height 115 mm, with panel holder

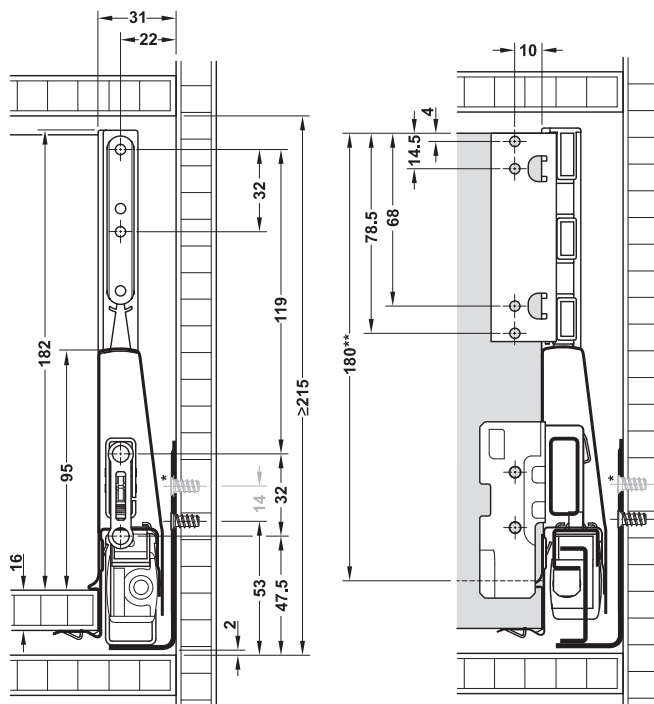


- > For individual panel design with material thickness 8 mm made from e.g. glass, wood, acrylic,...
- > Tilting angle adjustment of front panel at panel holder  $\pm 2$  mm
- > Additional stability for high pull outs for door front fixing



### Internal installation height

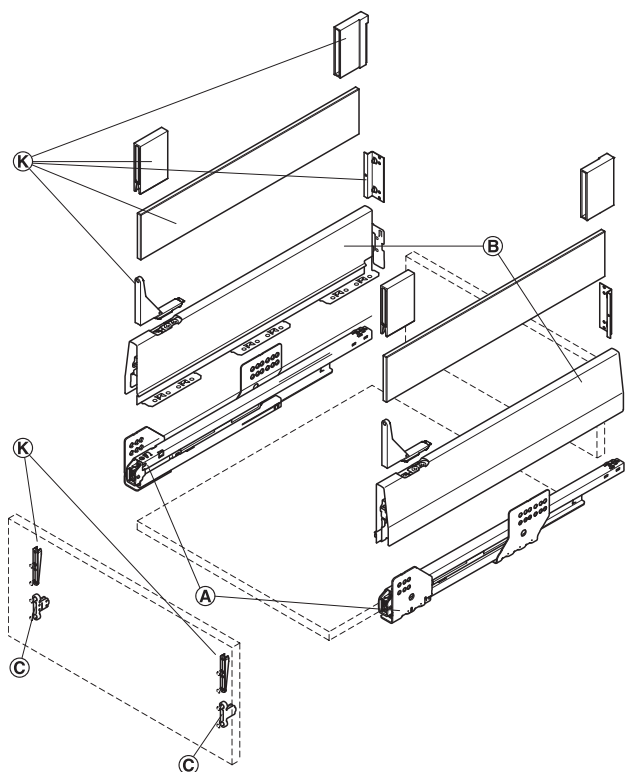
### Rear panel installation dimensions



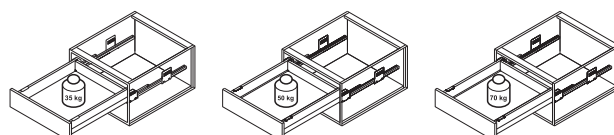
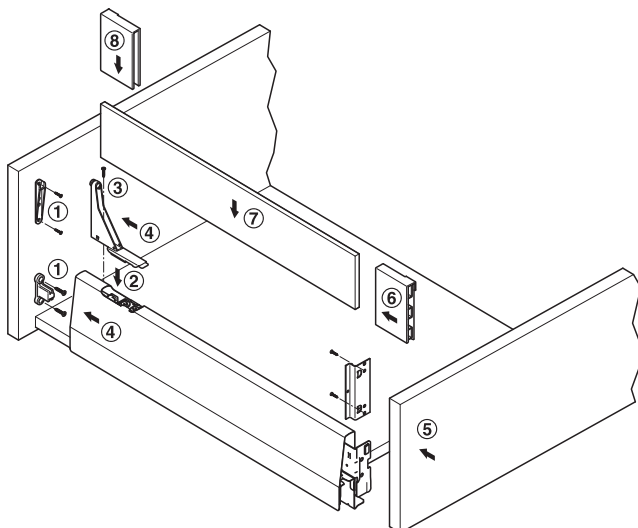
\* Top row series drilled holes and fixing screws are not required for sets with load bearing capacity of 35 kg.

\*\* Rear panel height

- > Type of pull out: Full extension, with integrated Smuso soft closing mechanism and self closing mechanism, with integrated rear panel fitting
- > Material: Steel (panel holder with plastic cover cap)
- > Finish: Drawer sides and panel holder: Powder coated, cabinet runner: Zinc plated
- > Adjustment facility: The tilting angle of the drawer front panel can be adjusted using slotted screw
- > Installation: For placing onto drawer sides, for screw fixing to drawer front panel and rear panel, cover caps for plug fitting




### Installation



### → Full extension, with integrated soft closing and self closing mechanisms

#### Supplied with

- 1 left and 1 right drawer side with rear panel fitting
- 1 left and 1 right cabinet runner
- 1 left and 1 right cover cap with Häfele logo relief
- 1 lateral panel set (front bracket, panel holders, cover caps, rear panel fitting)




Nom. length mm	White	Metallic silver	Metallic anthracite	Metallic bronze brown
<b>Load bearing capacity 35 kg, Häfele Matrix Box P35 pull out for door front fixing set, drawer side height 115 mm, with panel holder</b>				
270	513.19.760	513.19.960	513.19.360	513.19.160
300	513.19.761	513.19.961	513.19.361	513.19.161
350	513.19.762	513.19.962	513.19.362	513.19.162
400	513.19.763	513.19.963	513.19.363	513.19.163
450	513.19.764	513.19.964	513.19.364	513.19.164
500	513.19.765	513.19.965	513.19.365	513.19.165
550	513.19.766	513.19.966	513.19.366	513.19.166
<b>Load bearing capacity 50 kg, Häfele Matrix Box P50 pull out for door front fixing set, drawer side height 115 mm, with panel holder</b>				
400	551.37.773	551.37.973	551.37.373	551.37.173
450	551.37.774	551.37.974	551.37.374	551.37.174
500	551.37.775	551.37.975	551.37.375	551.37.175
550	551.37.776	551.37.976	551.37.376	551.37.176
600	551.37.777	551.37.977	551.37.377	551.37.177
650	551.37.778	551.37.978	551.37.378	551.37.178
<b>Load bearing capacity 70 kg, Häfele Matrix Box P70 pull out for door front fixing set, drawer side height 115 mm, with panel holder</b>				
550	551.37.786	551.37.986	551.37.386	551.37.186
600	551.37.787	551.37.987	551.37.387	551.37.187
650	551.37.788	551.37.988	551.37.388	551.37.188

Packing: 1 set

#### Order reference

Please order the recommended cylindrical head screw Cat. No. 013.20.930 for installing the runner separately.  
Front fixing brackets © and glass panel for drawer not supplied, please order separately.

#### Glass panel

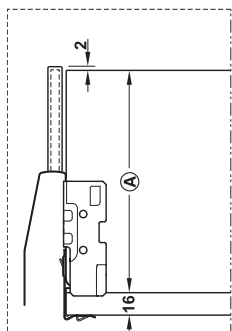


- > Version: Edges ground and chamfered
- > Material: Flint glass
- > Glass thickness: 8 mm

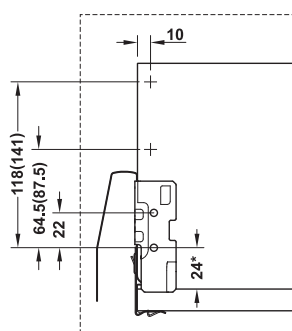
#### Installation dimensions

Please note with individually manufactured panels:

- > Material thickness 8 mm
- > Height 82 mm
- > Panel length = nominal length – 45 mm



Rear panel height (A) = 157 (180) mm



Drilling pattern for rear panel fitting

Dim. without brackets = drawer side height 92 mm  
Dim. in brackets = drawer side height 115 mm

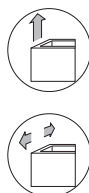
Nom. length mm	Flint glass, clear	Flint glass, satin frosted
270	553.60.440	553.60.140
300	553.60.441	553.60.141
350	553.60.442	553.60.142
400	553.60.443	553.60.143
450	553.60.444	553.60.144
500	553.60.445	553.60.145
550	553.60.446	553.60.146
600	553.60.447	553.60.147
650	553.60.448	553.60.148
700	553.60.449	553.60.149

Packing: 1 pair

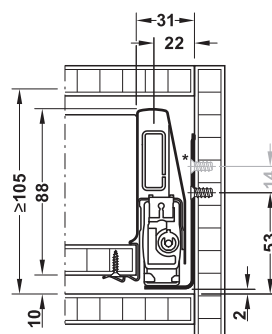
Front fixing bracket ©	► MB 9.25
Supplementary products	► MB 9.58
Matrix Box P planning and installation	► MB 9.7

## Häfele Matrix Box P VIS Internal drawer set

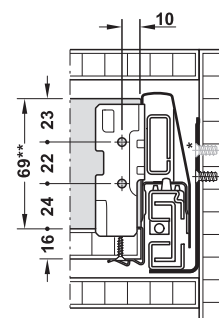
Drawer side height 92 mm, with front panel



### Internal installation height



### Rear panel installation dimensions



\* Top row series drilled holes and fixing screws are not required for sets with load bearing capacity of 35 kg.

\*\* Rear panel height

- > Type of pull out: Full extension, with integrated Smuso soft closing mechanism and self closing mechanism, with integrated rear panel fitting
- > Material: Steel, panel holder: Plastic, panel: Aluminium
- > Finish: Drawer sides and panel: Powder coated, cabinet runner: Zinc plated

### Supplied with

- 1 left and 1 right drawer side with rear panel fitting
- 1 left and 1 right cabinet runner
- 1 left and 1 right cover cap with Häfele logo relief
- 1 panel suitable for specified cabinet width (with side panel thickness 16 mm)
- 1 left and 1 right panel holder

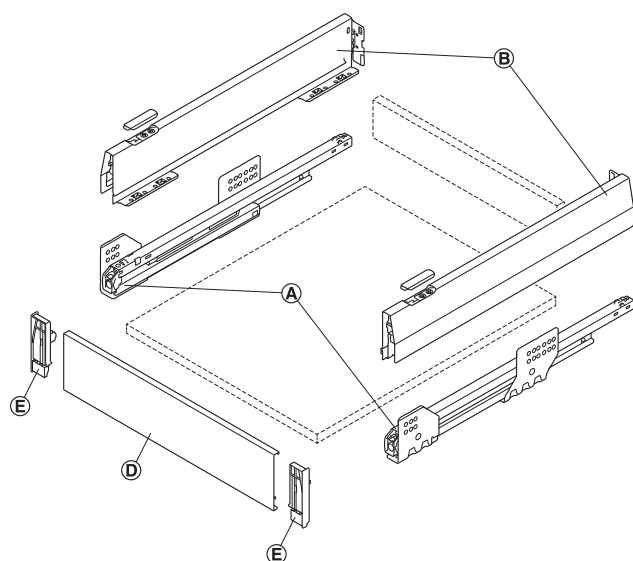
### Order reference

Please order the recommended cylindrical head screw Cat. No. 013.20.930 for installing the runner separately. We recommend using the front panel stabilising plate Cat. No. 553.61.780 for panels ≥600 mm.

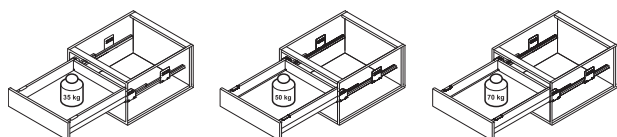


9

Drawer and Pull Out



- (A) Cabinet runner
- (B) Drawer sides with cover caps
- (D) Panel for internal drawer
- (E) Panel holder for internal drawer



Supplementary products	► MB 9.58
Matrix Box P VIS planning and installation	► MB 9.8



→ Full extension, with integrated soft closing and self closing mechanisms

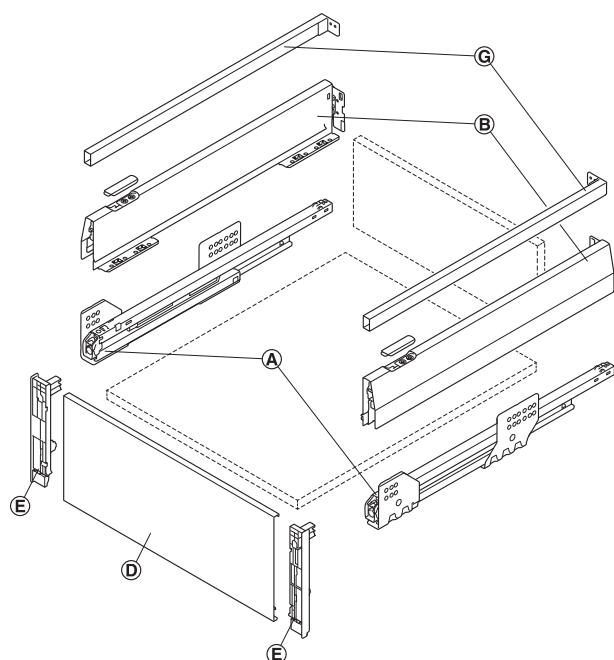
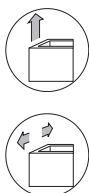


Cabinet width mm	Nom. length mm	White	Metallic silver	Metallic anthracite	Metallic bronze brown
<b>Load bearing capacity 35 kg, Häfele Matrix Box P35 VIS internal drawer set, drawer side height 92 mm, with panel</b>					
600	270	513.06.760	513.06.960	513.06.360	513.06.160
	300	513.06.761	513.06.961	513.06.361	513.06.161
	350	513.06.762	513.06.962	513.06.362	513.06.162
	400	513.06.763	513.06.963	513.06.363	513.06.163
	450	513.06.764	513.06.964	513.06.364	513.06.164
	500	513.06.765	513.06.965	513.06.365	513.06.165
	550	513.06.766	513.06.966	513.06.366	513.06.166
900	270	513.06.770	513.06.970	513.06.370	513.06.170
	300	513.06.771	513.06.971	513.06.371	513.06.171
	350	513.06.772	513.06.972	513.06.372	513.06.172
	400	513.06.773	513.06.973	513.06.373	513.06.173
	450	513.06.774	513.06.974	513.06.374	513.06.174
	500	513.06.775	513.06.975	513.06.375	513.06.175
	550	513.06.776	513.06.976	513.06.376	513.06.176
1200	270	513.06.780	513.06.980	513.06.380	513.06.180
	300	513.06.781	513.06.981	513.06.381	513.06.181
	350	513.06.782	513.06.982	513.06.382	513.06.182
	400	513.06.783	513.06.983	513.06.383	513.06.183
	450	513.06.784	513.06.984	513.06.384	513.06.184
	500	513.06.785	513.06.985	513.06.385	513.06.185
	550	513.06.786	513.06.986	513.06.386	513.06.186
<b>Load bearing capacity 50 kg, Häfele Matrix Box P50 VIS internal drawer set, drawer side height 92 mm, with panel</b>					
600	400	513.40.703	513.40.903	513.40.303	513.40.103
	450	513.40.704	513.40.904	513.40.304	513.40.104
	500	513.40.705	513.40.905	513.40.305	513.40.105
	550	513.40.706	513.40.906	513.40.306	513.40.106
	600	513.40.707	513.40.907	513.40.307	513.40.107
	650	513.40.708	513.40.908	513.40.308	513.40.108
900	400	513.40.713	513.40.913	513.40.313	513.40.113
	450	513.40.714	513.40.914	513.40.314	513.40.114
	500	513.40.715	513.40.915	513.40.315	513.40.115
	550	513.40.716	513.40.916	513.40.316	513.40.116
	600	513.40.717	513.40.917	513.40.317	513.40.117
	650	513.40.718	513.40.918	513.40.318	513.40.118
1200	400	513.40.723	513.40.923	513.40.323	513.40.123
	450	513.40.724	513.40.924	513.40.324	513.40.124
	500	513.40.725	513.40.925	513.40.325	513.40.125
	550	513.40.726	513.40.926	513.40.326	513.40.126
	600	513.40.727	513.40.927	513.40.327	513.40.127
	650	513.40.728	513.40.928	513.40.328	513.40.128
<b>Load bearing capacity 70 kg, Häfele Matrix Box P70 VIS internal drawer set, drawer side height 92 mm, with panel</b>					
600	550	513.40.736	513.40.936	513.40.336	513.40.136
	600	513.40.737	513.40.937	513.40.337	513.40.137
	650	513.40.738	513.40.938	513.40.338	513.40.138
900	550	513.40.746	513.40.946	513.40.346	513.40.146
	600	513.40.747	513.40.947	513.40.347	513.40.147
	650	513.40.748	513.40.948	513.40.348	513.40.148
1200	550	513.40.756	513.40.956	513.40.356	513.40.156
	600	513.40.757	513.40.957	513.40.357	513.40.157
	650	513.40.758	513.40.958	513.40.358	513.40.158

Packing: 1 set

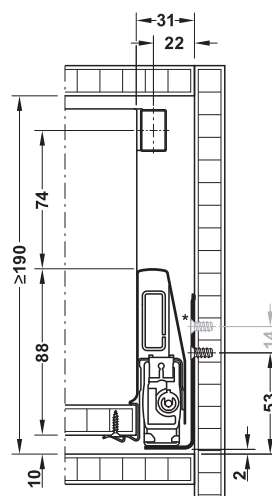
## Häfele Matrix Box P VIS Internal pull out set

Drawer side height 92 mm, with front panel and rectangular side railing

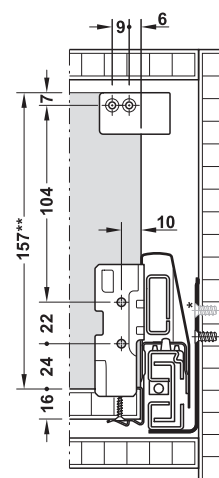


- A** Cabinet runner
- B** Drawer sides with cover caps
- D** Panel for internal pull outs
- E** Panel holder for internal pull outs
- G** Side railing set, rectangular

### Internal installation height



### Rear panel installation dimensions



\* Top row series drilled holes and fixing screws are not required for sets with load bearing capacity of 35 kg.

\*\* Rear panel height

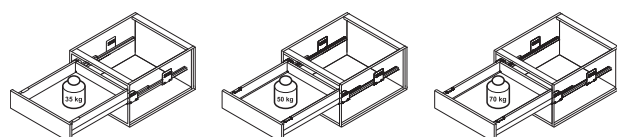
- > Type of pull out: Full extension, with integrated Smuso soft closing mechanism and self closing mechanism, with integrated rear panel fitting
- > Material: Steel, panel holder: Plastic, panel: Aluminium,
- > Finish: Drawer sides, side railing and panel: powder coated, cabinet runner: Zinc plated

### Supplied with

- 1 left and 1 right drawer side with rear panel fitting
- 1 left and 1 right cabinet runner
- 1 left and 1 right cover cap with Häfele logo relief
- 1 left and 1 right panel holder
- 1 panel suitable for specified cabinet width (with side panel thickness 16 mm)
- 1 side railing set, rectangular (gallery rail, rear panel fitting)

### Order reference

Please order the recommended cylindrical head screw Cat. No. 013.20.930 for installing the runner separately. We recommend using the front panel stabilising plate Cat. No. 553.61.780 for panels ≥600 mm.



Supplementary products

► MB 9.58

Matrix Box P VIS planning and installation

► MB 9.8

DGH-M 2021, HDE-en, 11/20; Dimensional data not binding. We reserve the right to alter specifications without notice.

→ Full extension, with integrated soft closing and self closing mechanisms



Cabinet width mm	Nom. length mm	White	Metallic silver	Metallic anthracite	Metallic bronze brown
<b>Load bearing capacity 35 kg, Häfele Matrix Base P35 VIS internal pull out set, drawer side height 92 mm, with panel and side railing</b>					
600	270	513.08.760	513.08.960	513.08.360	513.08.160
	300	513.08.761	513.08.961	513.08.361	513.08.161
	350	513.08.762	513.08.962	513.08.362	513.08.162
	400	513.08.763	513.08.963	513.08.363	513.08.163
	450	513.08.764	513.08.964	513.08.364	513.08.164
	500	513.08.765	513.08.965	513.08.365	513.08.165
	550	513.08.766	513.08.966	513.08.366	513.08.166
900	270	513.08.770	513.08.970	513.08.370	513.08.170
	300	513.08.771	513.08.971	513.08.371	513.08.171
	350	513.08.772	513.08.972	513.08.372	513.08.172
	400	513.08.773	513.08.973	513.08.373	513.08.173
	450	513.08.774	513.08.974	513.08.374	513.08.174
	500	513.08.775	513.08.975	513.08.375	513.08.175
	550	513.08.776	513.08.976	513.08.376	513.08.176
1200	270	513.08.780	513.08.980	513.08.380	513.08.180
	300	513.08.781	513.08.981	513.08.381	513.08.181
	350	513.08.782	513.08.982	513.08.382	513.08.182
	400	513.08.783	513.08.983	513.08.383	513.08.183
	450	513.08.784	513.08.984	513.08.384	513.08.184
	500	513.08.785	513.08.985	513.08.385	513.08.185
	550	513.08.786	513.08.986	513.08.386	513.08.186
<b>Load bearing capacity 50 kg, Häfele Matrix Base P50 VIS internal pull out set, drawer side height 92 mm, with panel and side railing</b>					
600	400	513.42.703	513.42.903	513.42.303	513.42.103
	450	513.42.704	513.42.904	513.42.304	513.42.104
	500	513.42.705	513.42.905	513.42.305	513.42.105
	550	513.42.706	513.42.906	513.42.306	513.42.106
	600	513.42.707	513.42.907	513.42.307	513.42.107
	650	513.42.708	513.42.908	513.42.308	513.42.108
900	400	513.42.713	513.42.913	513.42.313	513.42.113
	450	513.42.714	513.42.914	513.42.314	513.42.114
	500	513.42.715	513.42.915	513.42.315	513.42.115
	550	513.42.716	513.42.916	513.42.316	513.42.116
	600	513.42.717	513.42.917	513.42.317	513.42.117
	650	513.42.718	513.42.918	513.42.318	513.42.118
1200	400	513.42.723	513.42.923	513.42.323	513.42.123
	450	513.42.724	513.42.924	513.42.324	513.42.124
	500	513.42.725	513.42.925	513.42.325	513.42.125
	550	513.42.726	513.42.926	513.42.326	513.42.126
	600	513.42.727	513.42.927	513.42.327	513.42.127
	650	513.42.728	513.42.928	513.42.328	513.42.128
<b>Load bearing capacity 70 kg, Häfele Matrix Base P70 VIS internal pull out set, drawer side height 92 mm, with panel and side railing</b>					
600	550	513.42.736	513.42.936	513.42.336	513.42.136
	600	513.42.737	513.42.937	513.42.337	513.42.137
	650	513.42.738	513.42.938	513.42.338	513.42.138
900	550	513.42.746	513.42.946	513.42.346	513.42.146
	600	513.42.747	513.42.947	513.42.347	513.42.147
	650	513.42.748	513.42.948	513.42.348	513.42.148
1200	550	513.42.756	513.42.956	513.42.356	513.42.156
	600	513.42.757	513.42.957	513.42.357	513.42.157
	650	513.42.758	513.42.958	513.42.358	513.42.158

Packing: 1 set

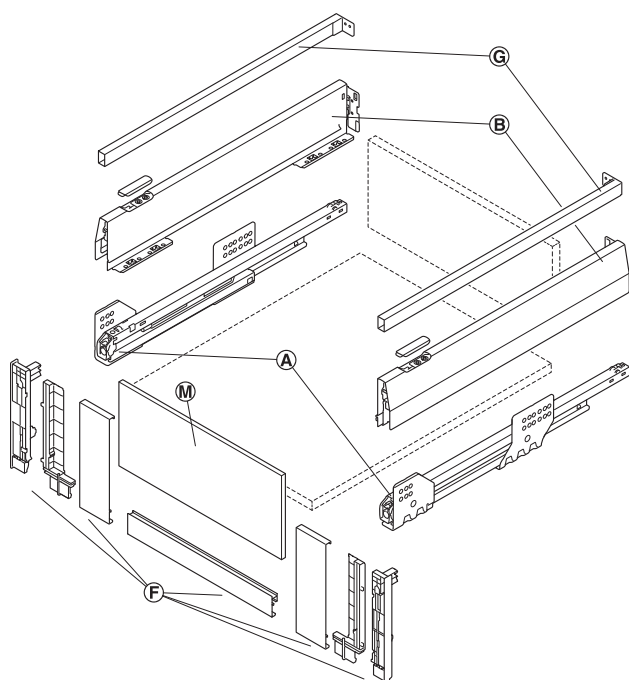
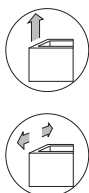


9

Drawer and Pull Out for Door Front Fixing

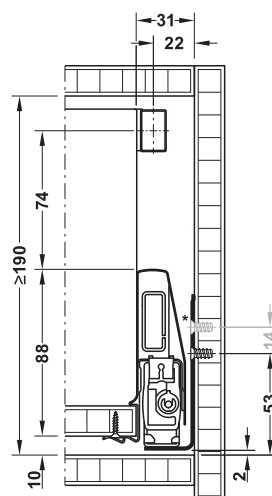
## Häfele Matrix Box P VIS Internal pull out set

Drawer side height 92 mm, with front panel insert and rectangular side railing

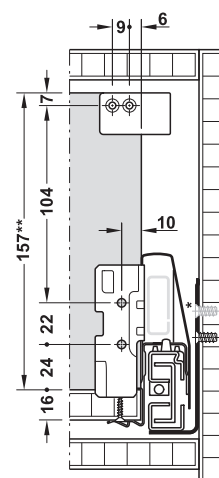


- A** Cabinet runner
- B** Drawer sides with cover caps
- F** Panel holder set and panel profile
- G** Side railing set, rectangular
- M** Front panel

### Internal installation height



### Rear panel installation dimensions



\* Top row series drilled holes and fixing screws are not required for sets with load bearing capacity of 35 kg.

\*\* Rear panel height

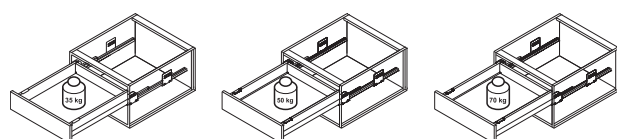
- > Type of pull out: Full extension, with integrated Smuso soft closing mechanism and self closing mechanism, with integrated rear panel fitting
- > Material: Steel, panel holder set: Plastic, panel profile: Aluminium
- > Finish: Drawer sides, side railing and panel profile: Powder coated, cabinet runner: Zinc plated

### Supplied with

- 1 left and 1 right drawer side with rear panel fitting
- 1 left and 1 right cabinet runner
- 1 left and 1 right cover cap with Häfele logo relief
- 1 panel holder set
- 1 panel profile suitable for specified cabinet width (with side panel thickness 16 mm)
- 1 side railing set, rectangular (gallery rail, rear panel fitting)
- 3 front panel stabilising plates

### Order reference

Please order the recommended cylindrical head screw Cat. No. 013.20.930 for installing the runner separately. Front panel not supplied. Front panel made from clear flint glass or satin frosted flint glass is available separately. Any board material with thickness of 8 mm can be used instead of glass (optional).



Glass front panel	► MB 9.62
Supplementary products	► MB 9.58
Matrix Box P VIS planning and installation	► MB 9.8

DGH-M 2021, HDE-en, 11/20; Dimensional data not binding. We reserve the right to alter specifications without notice.

→ Full extension, with integrated soft closing and self closing mechanisms



Cabinet width mm	Nom. length mm	White	Metallic silver	Metallic anthracite	Metallic bronze brown
<b>Load bearing capacity 35 kg, Häfele Matrix Box P35 VIS internal pull out set, drawer side height 92 mm, with panel insert and side railing</b>					
600	270	513.44.700	513.44.900	513.44.300	513.44.100
	300	513.44.701	513.44.901	513.44.301	513.44.101
	350	513.44.702	513.44.902	513.44.302	513.44.102
	400	513.44.703	513.44.903	513.44.303	513.44.103
	450	513.44.704	513.44.904	513.44.304	513.44.104
	500	513.44.705	513.44.905	513.44.305	513.44.105
	550	513.44.706	513.44.906	513.44.306	513.44.106
900	270	513.44.710	513.44.910	513.44.310	513.44.110
	300	513.44.711	513.44.911	513.44.311	513.44.111
	350	513.44.712	513.44.912	513.44.312	513.44.112
	400	513.44.713	513.44.913	513.44.313	513.44.113
	450	513.44.714	513.44.914	513.44.314	513.44.114
	500	513.44.715	513.44.915	513.44.315	513.44.115
	550	513.44.716	513.44.916	513.44.316	513.44.116
1200	270	513.44.720	513.44.920	513.44.320	513.44.120
	300	513.44.721	513.44.921	513.44.321	513.44.121
	350	513.44.722	513.44.922	513.44.322	513.44.122
	400	513.44.723	513.44.923	513.44.323	513.44.123
	450	513.44.724	513.44.924	513.44.324	513.44.124
	500	513.44.725	513.44.925	513.44.325	513.44.125
	550	513.44.726	513.44.926	513.44.326	513.44.126
<b>Load bearing capacity 50 kg, Häfele Matrix Box P50 VIS internal pull out set, drawer side height 92 mm, with panel insert and side railing</b>					
600	400	513.44.733	513.44.933	513.44.333	513.44.133
	450	513.44.734	513.44.934	513.44.334	513.44.134
	500	513.44.735	513.44.935	513.44.335	513.44.135
	550	513.44.736	513.44.936	513.44.336	513.44.136
	600	513.44.737	513.44.937	513.44.337	513.44.137
	650	513.44.738	513.44.938	513.44.338	513.44.138
900	400	513.44.743	513.44.943	513.44.343	513.44.143
	450	513.44.744	513.44.944	513.44.344	513.44.144
	500	513.44.745	513.44.945	513.44.345	513.44.145
	550	513.44.746	513.44.946	513.44.346	513.44.146
	600	513.44.747	513.44.947	513.44.347	513.44.147
	650	513.44.748	513.44.948	513.44.348	513.44.148
1200	400	513.44.753	513.44.953	513.44.353	513.44.153
	450	513.44.754	513.44.954	513.44.354	513.44.154
	500	513.44.755	513.44.955	513.44.355	513.44.155
	550	513.44.756	513.44.956	513.44.356	513.44.156
	600	513.44.757	513.44.957	513.44.357	513.44.157
	650	513.44.758	513.44.958	513.44.358	513.44.158
<b>Load bearing capacity 70 kg, Häfele Matrix Box P70 VIS internal pull out set, drawer side height 92 mm, with panel insert and side railing</b>					
600	550	513.44.766	513.44.966	513.44.366	513.44.166
	600	513.44.767	513.44.967	513.44.367	513.44.167
	650	513.44.768	513.44.968	513.44.368	513.44.168
900	550	513.44.776	513.44.976	513.44.376	513.44.176
	600	513.44.777	513.44.977	513.44.377	513.44.177
	650	513.44.778	513.44.978	513.44.378	513.44.178
1200	550	513.44.786	513.44.986	513.44.386	513.44.186
	600	513.44.787	513.44.987	513.44.387	513.44.187
	650	513.44.788	513.44.988	513.44.388	513.44.188

Packing: 1 set



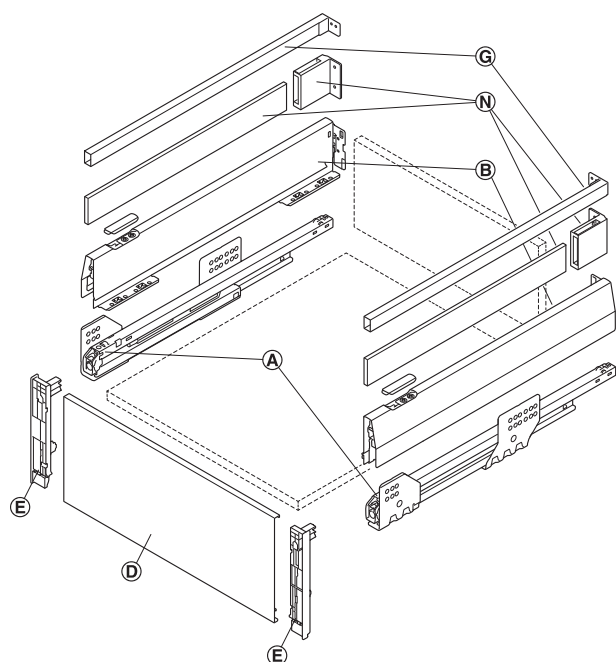
9

Drawer and Pull Out for Door Front Fixing



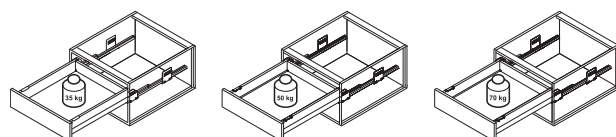
## Häfele Matrix Box P VIS Internal pull out set

Drawer side height 92 mm, with front panel, rectangular side railing and holder for lateral panel

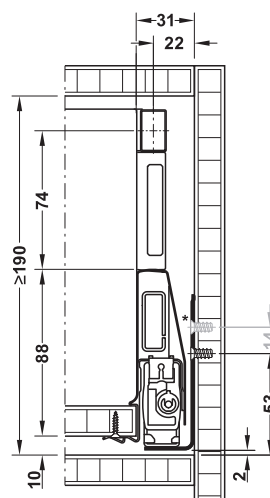


- (A) Cabinet runner
- (B) Drawer sides with cover caps
- (D) Panel for internal pull outs
- (E) Panel holder for internal pull outs
- (G) Side railing set, rectangular
- (N) Lateral panel and rear panel holder

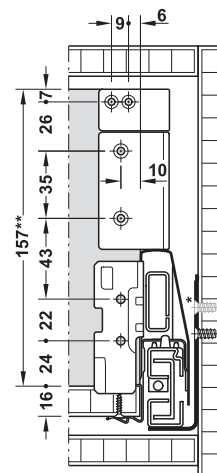
- > Tall kitchen items cannot fall out or fall over due to the enclosed lateral panels
- > Matches the colour of the drawer sides



### Internal installation height



### Rear panel installation dimensions



\* Top row series drilled holes and fixing screws are not required for sets with load bearing capacity of 35 kg.

\*\* Rear panel height

- > Type of pull out: Full extension, with integrated Smuso soft closing mechanism and self closing mechanism, with integrated rear panel fitting
- > Material: Steel, panel holder and holder for lateral panel: Plastic, panel: Aluminium, Drawer sides, panel, side railing: Powder coated, cabinet runner: Zinc plated
- > Finish:

### Supplied with

- 1 left and 1 right drawer side with rear panel fitting
- 1 left and 1 right cabinet runner
- 1 left and 1 right cover cap with Häfele logo relief
- 1 left and 1 right panel holder
- 1 panel suitable for specified cabinet width (with side panel thickness 16 mm)
- 1 side railing set, rectangular (gallery rail, rear panel fitting)
- 2 rear panel holders for lateral panels

### Order reference

Please order the recommended cylindrical head screw Cat. No. 013.20.930 for installing the runner separately. Lateral panel not supplied. Lateral panel made from clear flint glass or satin frosted flint glass is available separately. Any board material with thickness of 8 mm can be used instead of glass (optional). We recommend using the front panel stabilising plate Cat. No. 553.61.780 for panels  $\geq 600$  mm.

Glass lateral panel	► MB 9.63
Supplementary products	► MB 9.58
Matrix Box P VIS planning and installation	► MB 9.8



→ Full extension, with integrated soft closing and self closing mechanisms



Cabinet width mm	Nom. length mm	White	Metallic silver	Metallic anthracite	Metallic bronze brown
<b>Load bearing capacity 35 kg, Häfele Matrix Box P35 VIS internal pull out set, drawer side height 92 mm, with panel, side railing and lateral panel</b>					
600	270	513.10.760	513.10.960	513.10.360	513.10.160
	300	513.10.761	513.10.961	513.10.361	513.10.161
	350	513.10.762	513.10.962	513.10.362	513.10.162
	400	513.10.763	513.10.963	513.10.363	513.10.163
	450	513.10.764	513.10.964	513.10.364	513.10.164
	500	513.10.765	513.10.965	513.10.365	513.10.165
	550	513.10.766	513.10.966	513.10.366	513.10.166
900	270	513.10.770	513.10.970	513.10.370	513.10.170
	300	513.10.771	513.10.971	513.10.371	513.10.171
	350	513.10.772	513.10.972	513.10.372	513.10.172
	400	513.10.773	513.10.973	513.10.373	513.10.173
	450	513.10.774	513.10.974	513.10.374	513.10.174
	500	513.10.775	513.10.975	513.10.375	513.10.175
	550	513.10.776	513.10.976	513.10.376	513.10.176
1200	270	513.10.780	513.10.980	513.10.380	513.10.180
	300	513.10.781	513.10.981	513.10.381	513.10.181
	350	513.10.782	513.10.982	513.10.382	513.10.182
	400	513.10.783	513.10.983	513.10.383	513.10.183
	450	513.10.784	513.10.984	513.10.384	513.10.184
	500	513.10.785	513.10.985	513.10.385	513.10.185
	550	513.10.786	513.10.986	513.10.386	513.10.186
<b>Load bearing capacity 50 kg, Häfele Matrix Box P50 VIS internal pull out set, drawer side height 92 mm, with panel, side railing and lateral panel</b>					
600	400	513.52.703	513.52.903	513.52.303	513.52.103
	450	513.52.704	513.52.904	513.52.304	513.52.104
	500	513.52.705	513.52.905	513.52.305	513.52.105
	550	513.52.706	513.52.906	513.52.306	513.52.106
	600	513.52.707	513.52.907	513.52.307	513.52.107
	650	513.52.708	513.52.908	513.52.308	513.52.108
900	400	513.52.713	513.52.913	513.52.313	513.52.113
	450	513.52.714	513.52.914	513.52.314	513.52.114
	500	513.52.715	513.52.915	513.52.315	513.52.115
	550	513.52.716	513.52.916	513.52.316	513.52.116
	600	513.52.717	513.52.917	513.52.317	513.52.117
	650	513.52.718	513.52.918	513.52.318	513.52.118
1200	400	513.52.723	513.52.923	513.52.323	513.52.123
	450	513.52.724	513.52.924	513.52.324	513.52.124
	500	513.52.725	513.52.925	513.52.325	513.52.125
	550	513.52.726	513.52.926	513.52.326	513.52.126
	600	513.52.727	513.52.927	513.52.327	513.52.127
	650	513.52.728	513.52.928	513.52.328	513.52.128
<b>Load bearing capacity 70 kg, Häfele Matrix Box P70 VIS internal pull out set, drawer side height 92 mm, with panel, side railing and lateral panel</b>					
600	550	513.52.736	513.52.936	513.52.336	513.52.136
	600	513.52.737	513.52.937	513.52.337	513.52.137
	650	513.52.738	513.52.938	513.52.338	513.52.138
900	550	513.52.746	513.52.946	513.52.346	513.52.146
	600	513.52.747	513.52.947	513.52.347	513.52.147
	650	513.52.748	513.52.948	513.52.348	513.52.148
1200	550	513.52.756	513.52.956	513.52.356	513.52.156
	600	513.52.757	513.52.957	513.52.357	513.52.157
	650	513.52.758	513.52.958	513.52.358	513.52.158

Packing: 1 set

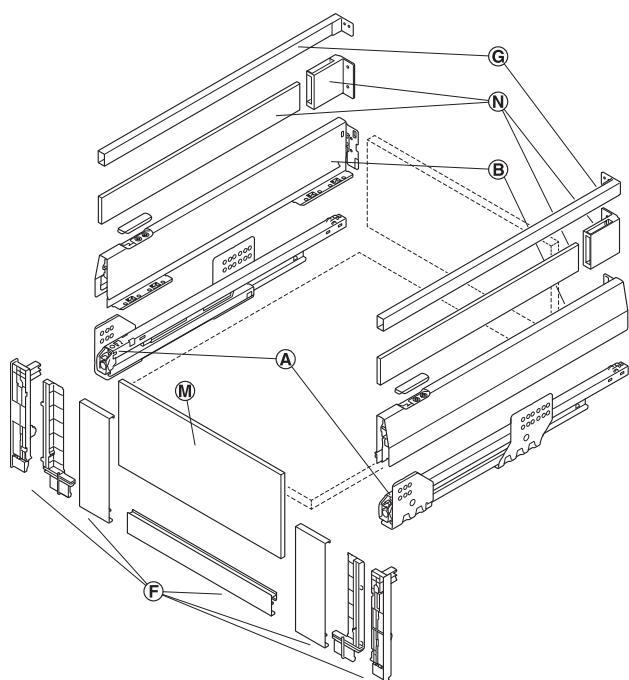


9

Drawer and Pull Out for Door Front Fixing

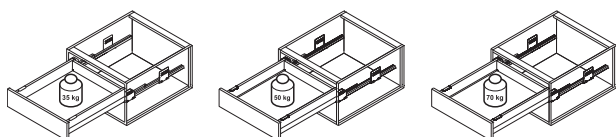
## Häfele Matrix Box P VIS Internal pull out set

Drawer side height 92 mm, with front panel insert, rectangular side railing and holder for lateral panel

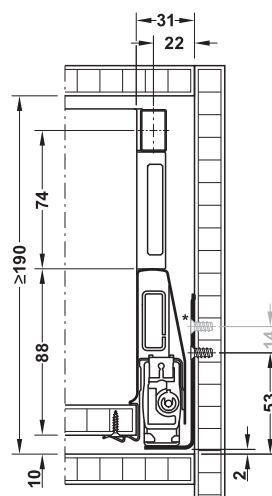


- (A) Cabinet runner
- (B) Drawer sides with cover caps
- (F) Panel holder set and panel profile
- (G) Side railing set, rectangular
- (N) Lateral panel and rear panel holder
- (M) Front panel

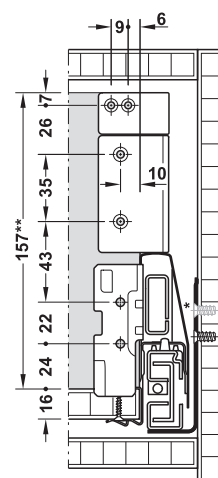
- > Tall kitchen items cannot fall out or fall over due to the enclosed lateral panels
- > Matches the colour of the drawer sides



### Internal installation height



### Rear panel installation dimensions



\* Top row series drilled holes and fixing screws are not required for sets with load bearing capacity of 35 kg.

\*\* Rear panel height

- > Type of pull out: Full extension, with integrated Smuso soft closing mechanism and self closing mechanism, with integrated rear panel fitting
- > Material: Steel, panel holder set and holder for lateral panel: Plastic, panel profile: Aluminium
- > Finish: Drawer sides, panel profile, side railing: Powder coated, cabinet runner: Zinc plated

### Supplied with

- 1 left and 1 right drawer side with rear panel fitting
- 1 left and 1 right cabinet runner
- 1 left and 1 right cover cap with Häfele logo relief
- 1 panel holder set
- 1 panel profile suitable for specified cabinet width (with side panel thickness 16 mm)
- 1 side railing set, rectangular (gallery rail, rear panel fitting)
- 2 rear panel holders for lateral panels
- 3 front panel stabilising plates

### Order reference

Please order the recommended cylindrical head screw Cat. No. 013.20.930 for installing the runner separately. Front panel and lateral panel not supplied. Front panel and lateral panel made from clear flint glass or satin frosted flint glass are available separately. Any board material with thickness of 8 mm can be used instead of glass (optional).

Glass front panel	► MB 9.62
Glass lateral panel	► MB 9.63
Supplementary products	► MB 9.58
Matrix Box P VIS planning and installation	► MB 9.8

→ Full extension, with integrated soft closing and self closing mechanisms

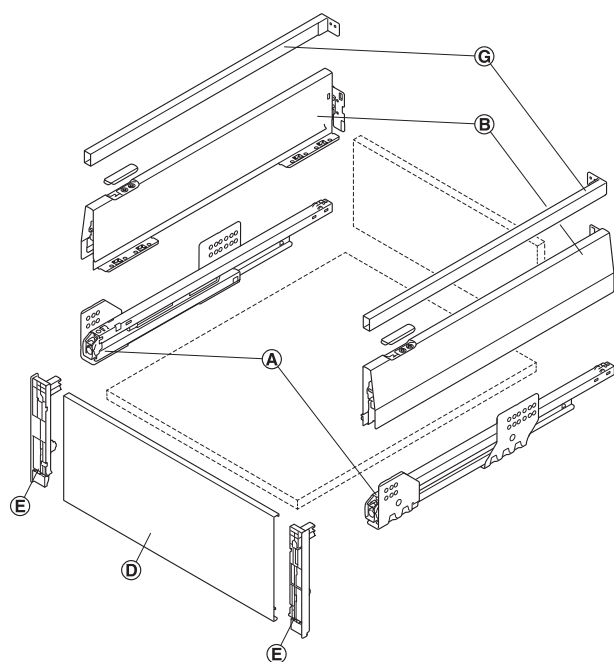
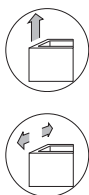


Cabinet width mm	Nom. length mm	White	Metallic silver	Metallic anthracite	Metallic bronze brown
<b>Load bearing capacity 35 kg, Häfele Matrix Box P35 VIS internal pull out set, drawer side height 92 mm, with panel insert, side railing and lateral panel</b>					
600	270	513.54.700	513.54.900	513.54.300	513.54.100
	300	513.54.701	513.54.901	513.54.301	513.54.101
	350	513.54.702	513.54.902	513.54.302	513.54.102
	400	513.54.703	513.54.903	513.54.303	513.54.103
	450	513.54.704	513.54.904	513.54.304	513.54.104
	500	513.54.705	513.54.905	513.54.305	513.54.105
	550	513.54.706	513.54.906	513.54.306	513.54.106
900	270	513.54.710	513.54.910	513.54.310	513.54.110
	300	513.54.711	513.54.911	513.54.311	513.54.111
	350	513.54.712	513.54.912	513.54.312	513.54.112
	400	513.54.713	513.54.913	513.54.313	513.54.113
	450	513.54.714	513.54.914	513.54.314	513.54.114
	500	513.54.715	513.54.915	513.54.315	513.54.115
	550	513.54.716	513.54.916	513.54.316	513.54.116
1200	270	513.54.720	513.54.920	513.54.320	513.54.120
	300	513.54.721	513.54.921	513.54.321	513.54.121
	350	513.54.722	513.54.922	513.54.322	513.54.122
	400	513.54.723	513.54.923	513.54.323	513.54.123
	450	513.54.724	513.54.924	513.54.324	513.54.124
	500	513.54.725	513.54.925	513.54.325	513.54.125
	550	513.54.726	513.54.926	513.54.326	513.54.126
<b>Load bearing capacity 50 kg, Häfele Matrix Box P50 VIS internal pull out set, drawer side height 92 mm, with panel insert, side railing and lateral panel</b>					
600	400	513.54.733	513.54.933	513.54.333	513.54.133
	450	513.54.734	513.54.934	513.54.334	513.54.134
	500	513.54.735	513.54.935	513.54.335	513.54.135
	550	513.54.736	513.54.936	513.54.336	513.54.136
	600	513.54.737	513.54.937	513.54.337	513.54.137
	650	513.54.738	513.54.938	513.54.338	513.54.138
900	400	513.54.743	513.54.943	513.54.343	513.54.143
	450	513.54.744	513.54.944	513.54.344	513.54.144
	500	513.54.745	513.54.945	513.54.345	513.54.145
	550	513.54.746	513.54.946	513.54.346	513.54.146
	600	513.54.747	513.54.947	513.54.347	513.54.147
	650	513.54.748	513.54.948	513.54.348	513.54.148
1200	400	513.54.753	513.54.953	513.54.353	513.54.153
	450	513.54.754	513.54.954	513.54.354	513.54.154
	500	513.54.755	513.54.955	513.54.355	513.54.155
	550	513.54.756	513.54.956	513.54.356	513.54.156
	600	513.54.757	513.54.957	513.54.357	513.54.157
	650	513.54.758	513.54.958	513.54.358	513.54.158
<b>Load bearing capacity 70 kg, Häfele Matrix Box P70 VIS internal pull out set, drawer side height 92 mm, with panel insert, side railing and lateral panel</b>					
600	550	513.54.766	513.54.966	513.54.366	513.54.166
	600	513.54.767	513.54.967	513.54.367	513.54.167
	650	513.54.768	513.54.968	513.54.368	513.54.168
900	550	513.54.776	513.54.976	513.54.376	513.54.176
	600	513.54.777	513.54.977	513.54.377	513.54.177
	650	513.54.778	513.54.978	513.54.378	513.54.178
1200	550	513.54.786	513.54.986	513.54.386	513.54.186
	600	513.54.787	513.54.987	513.54.387	513.54.187
	650	513.54.788	513.54.988	513.54.388	513.54.188

Packing: 1 set

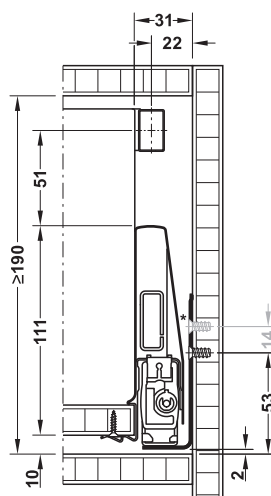
## Häfele Matrix Box P VIS Internal pull out set

Drawer side height 115 mm, with front panel and rectangular side railing

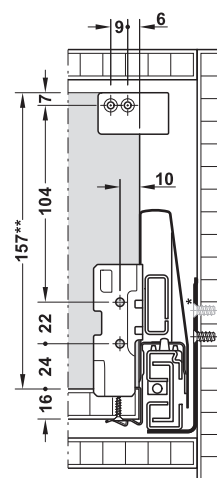


- A** Cabinet runner
- B** Drawer sides with cover caps
- D** Panel for internal pull outs
- E** Panel holder for internal pull outs
- G** Side railing set, rectangular

### Internal installation height



### Rear panel installation dimensions



\* Top row series drilled holes and fixing screws are not required for sets with load bearing capacity of 35 kg.

\*\* Rear panel height

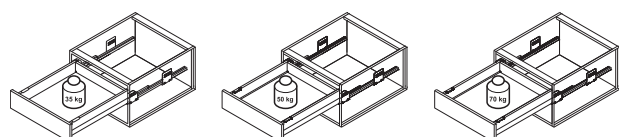
- > Type of pull out: Full extension, with integrated Smuso soft closing mechanism and self closing mechanism, with integrated rear panel fitting
- > Material: Steel, panel holder: Plastic, panel: Aluminium
- > Finish: Drawer sides, side railing and panel: Powder coated, cabinet runner: Zinc plated

### Supplied with

- 1 left and 1 right drawer side with rear panel fitting
- 1 left and 1 right cabinet runner
- 1 left and 1 right cover cap with Häfele logo relief
- 1 left and 1 right panel holder
- 1 panel suitable for specified cabinet width (with side panel thickness 16 mm)
- 1 side railing set, rectangular (gallery rail, rear panel fitting)

### Order reference

Please order the recommended cylindrical head screw Cat. No. 013.20.930 for installing the runner separately. We recommend using the front panel stabilising plate Cat. No. 553.61.780 for panels  $\geq 600$  mm.



Supplementary products	► MB 9.58
Matrix Box P VIS planning and installation	► MB 9.8

→ Full extension, with integrated soft closing and self closing mechanisms



Cabinet width mm	Nom. length mm	White	Metallic silver	Metallic anthracite	Metallic bronze brown
<b>Load bearing capacity 35 kg, Häfele Matrix Box P35 VIS internal pull out set, drawer side height 115 mm, with panel and side railing</b>					
600	270	513.18.760	513.18.960	513.18.360	513.18.160
	300	513.18.761	513.18.961	513.18.361	513.18.161
	350	513.18.762	513.18.962	513.18.362	513.18.162
	400	513.18.763	513.18.963	513.18.363	513.18.163
	450	513.18.764	513.18.964	513.18.364	513.18.164
	500	513.18.765	513.18.965	513.18.365	513.18.165
	550	513.18.766	513.18.966	513.18.366	513.18.166
900	270	513.18.770	513.18.970	513.18.370	513.18.170
	300	513.18.771	513.18.971	513.18.371	513.18.171
	350	513.18.772	513.18.972	513.18.372	513.18.172
	400	513.18.773	513.18.973	513.18.373	513.18.173
	450	513.18.774	513.18.974	513.18.374	513.18.174
	500	513.18.775	513.18.975	513.18.375	513.18.175
	550	513.18.776	513.18.976	513.18.376	513.18.176
1200	270	513.18.780	513.18.980	513.18.380	513.18.180
	300	513.18.781	513.18.981	513.18.381	513.18.181
	350	513.18.782	513.18.982	513.18.382	513.18.182
	400	513.18.783	513.18.983	513.18.383	513.18.183
	450	513.18.784	513.18.984	513.18.384	513.18.184
	500	513.18.785	513.18.985	513.18.385	513.18.185
	550	513.18.786	513.18.986	513.18.386	513.18.186
<b>Load bearing capacity 50 kg, Häfele Matrix Box P50 VIS internal pull out set, drawer side height 115 mm, with panel and side railing</b>					
600	400	513.46.703	513.46.903	513.46.303	513.46.103
	450	513.46.704	513.46.904	513.46.304	513.46.104
	500	513.46.705	513.46.905	513.46.305	513.46.105
	550	513.46.706	513.46.906	513.46.306	513.46.106
	600	513.46.707	513.46.907	513.46.307	513.46.107
	650	513.46.708	513.46.908	513.46.308	513.46.108
900	400	513.46.713	513.46.913	513.46.313	513.46.113
	450	513.46.714	513.46.914	513.46.314	513.46.114
	500	513.46.715	513.46.915	513.46.315	513.46.115
	550	513.46.716	513.46.916	513.46.316	513.46.116
	600	513.46.717	513.46.917	513.46.317	513.46.117
	650	513.46.718	513.46.918	513.46.318	513.46.118
1200	400	513.46.723	513.46.923	513.46.323	513.46.123
	450	513.46.724	513.46.924	513.46.324	513.46.124
	500	513.46.725	513.46.925	513.46.325	513.46.125
	550	513.46.726	513.46.926	513.46.326	513.46.126
	600	513.46.727	513.46.927	513.46.327	513.46.127
	650	513.46.728	513.46.928	513.46.328	513.46.128
<b>Load bearing capacity 70 kg, Häfele Matrix Box P70 VIS internal pull out set, drawer side height 115 mm, with panel and side railing</b>					
600	550	513.46.736	513.46.936	513.46.336	513.46.136
	600	513.46.737	513.46.937	513.46.337	513.46.137
	650	513.46.738	513.46.938	513.46.338	513.46.138
900	550	513.46.746	513.46.946	513.46.346	513.46.146
	600	513.46.747	513.46.947	513.46.347	513.46.147
	650	513.46.748	513.46.948	513.46.348	513.46.148
1200	550	513.46.756	513.46.956	513.46.356	513.46.156
	600	513.46.757	513.46.957	513.46.357	513.46.157
	650	513.46.758	513.46.958	513.46.358	513.46.158

Packing: 1 set



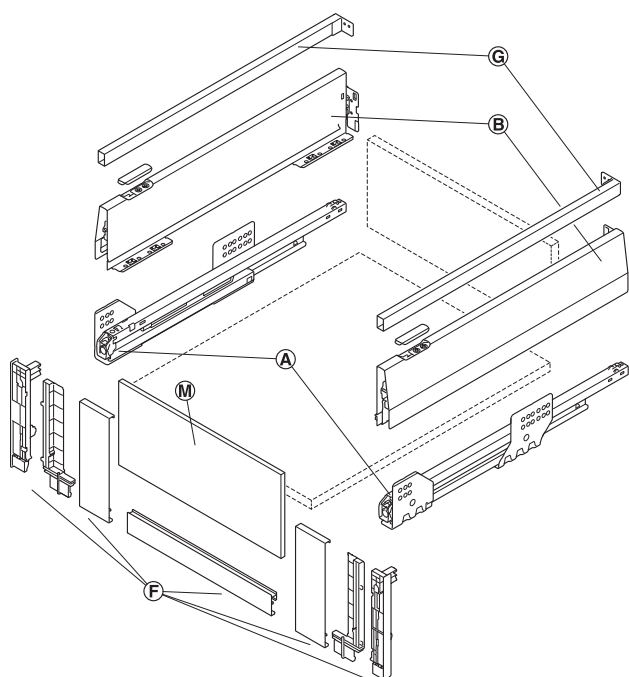
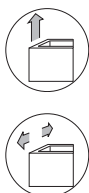
9

Drawer and Pull Out for Door Front Fixing



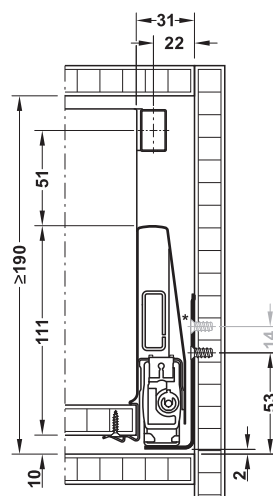
## Häfele Matrix Box P VIS Internal pull out set

Drawer side height 115 mm, with front panel insert and rectangular side railing

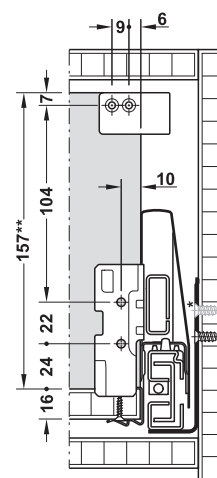


- A** Cabinet runner
- B** Drawer sides with cover caps
- F** Panel holder set and panel profile
- G** Side railing set, rectangular
- M** Front panel

### Internal installation height



### Rear panel installation dimensions



\* Top row series drilled holes and fixing screws are not required for sets with load bearing capacity of 35 kg.

\*\* Rear panel height

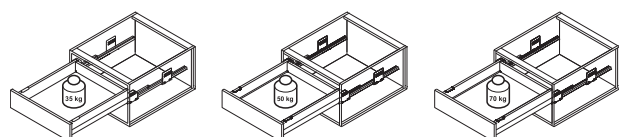
- > Type of pull out: Full extension, with integrated Smuso soft closing mechanism and self closing mechanism, with integrated rear panel fitting
- > Material: Steel, panel holder set: Plastic, panel profile: Aluminium
- > Finish: Drawer sides, side railing and panel profile: Powder coated, cabinet runner: Zinc plated

### Supplied with

- 1 left and 1 right drawer side with rear panel fitting
- 1 left and 1 right cabinet runner
- 1 left and 1 right cover cap with Häfele logo relief
- 1 panel holder set
- 1 panel profile suitable for specified cabinet width (with side panel thickness 16 mm)
- 1 side railing set, rectangular (gallery rail, rear panel fitting)
- 3 front panel stabilising plates

### Order reference

Please order the recommended cylindrical head screw Cat. No. 013.20.930 for installing the runner separately. Front panel not supplied. Front panel made from clear flint glass or satin frosted flint glass is available separately. Any board material with thickness of 8 mm can be used instead of glass (optional).



Glass front panel	► MB 9.62
Supplementary products	► MB 9.58
Matrix Box P VIS planning and installation	► MB 9.8



→ Full extension, with integrated soft closing and self closing mechanisms



Cabinet width mm	Nom. length mm	White	Metallic silver	Metallic anthracite	Metallic bronze brown
<b>Load bearing capacity 35 kg, Häfele Matrix Box P35 VIS internal pull out set, drawer side height 115 mm, with panel insert and side railing</b>					
600	270	513.48.700	513.48.900	513.48.300	513.48.100
	300	513.48.701	513.48.901	513.48.301	513.48.101
	350	513.48.702	513.48.902	513.48.302	513.48.102
	400	513.48.703	513.48.903	513.48.303	513.48.103
	450	513.48.704	513.48.904	513.48.304	513.48.104
	500	513.48.705	513.48.905	513.48.305	513.48.105
	550	513.48.706	513.48.906	513.48.306	513.48.106
900	270	513.48.710	513.48.910	513.48.310	513.48.110
	300	513.48.711	513.48.911	513.48.311	513.48.111
	350	513.48.712	513.48.912	513.48.312	513.48.112
	400	513.48.713	513.48.913	513.48.313	513.48.113
	450	513.48.714	513.48.914	513.48.314	513.48.114
	500	513.48.715	513.48.915	513.48.315	513.48.115
	550	513.48.716	513.48.916	513.48.316	513.48.116
1200	270	513.48.720	513.48.920	513.48.320	513.48.120
	300	513.48.721	513.48.921	513.48.321	513.48.121
	350	513.48.722	513.48.922	513.48.322	513.48.122
	400	513.48.723	513.48.923	513.48.323	513.48.123
	450	513.48.724	513.48.924	513.48.324	513.48.124
	500	513.48.725	513.48.925	513.48.325	513.48.125
	550	513.48.726	513.48.926	513.48.326	513.48.126
<b>Load bearing capacity 50 kg, Häfele Matrix Box P50 VIS internal pull out set, drawer side height 115 mm, with panel insert and side railing</b>					
600	400	513.48.733	513.48.933	513.48.333	513.48.133
	450	513.48.734	513.48.934	513.48.334	513.48.134
	500	513.48.735	513.48.935	513.48.335	513.48.135
	550	513.48.736	513.48.936	513.48.336	513.48.136
	600	513.48.737	513.48.937	513.48.337	513.48.137
	650	513.48.738	513.48.938	513.48.338	513.48.138
900	400	513.48.743	513.48.943	513.48.343	513.48.143
	450	513.48.744	513.48.944	513.48.344	513.48.144
	500	513.48.745	513.48.945	513.48.345	513.48.145
	550	513.48.746	513.48.946	513.48.346	513.48.146
	600	513.48.747	513.48.947	513.48.347	513.48.147
	650	513.48.748	513.48.948	513.48.348	513.48.148
1200	400	513.48.753	513.48.953	513.48.353	513.48.153
	450	513.48.754	513.48.954	513.48.354	513.48.154
	500	513.48.755	513.48.955	513.48.355	513.48.155
	550	513.48.756	513.48.956	513.48.356	513.48.156
	600	513.48.757	513.48.957	513.48.357	513.48.157
	650	513.48.758	513.48.958	513.48.358	513.48.158
<b>Load bearing capacity 70 kg, Häfele Matrix Box P70 VIS internal pull out set, drawer side height 115 mm, with panel insert and side railing</b>					
600	550	513.48.766	513.48.966	513.48.366	513.48.166
	600	513.48.767	513.48.967	513.48.367	513.48.167
	650	513.48.768	513.48.968	513.48.368	513.48.168
900	550	513.48.776	513.48.976	513.48.376	513.48.176
	600	513.48.777	513.48.977	513.48.377	513.48.177
	650	513.48.778	513.48.978	513.48.378	513.48.178
1200	550	513.48.786	513.48.986	513.48.386	513.48.186
	600	513.48.787	513.48.987	513.48.387	513.48.187
	650	513.48.788	513.48.988	513.48.388	513.48.188

Packing: 1 set



9

Drawer and Pull Out for Door Front Fixing

## Häfele Matrix Box P Under sink pull out

Drawer side height 92 or 115 mm



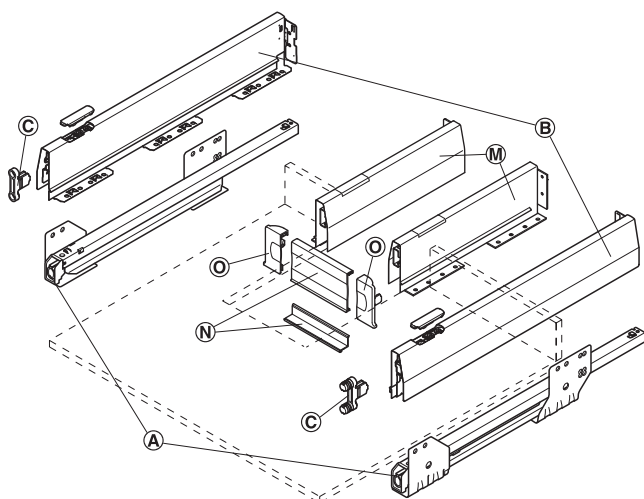
- A complete under sink pull out consists of:
- > Matrix Box P set **(A)** + **(B)** 92 or 115 mm (optional)
  - > Drawer sides **(M)**
  - > Panel set **(N)** + **(O)**
  - > Front fixing bracket **(C)**



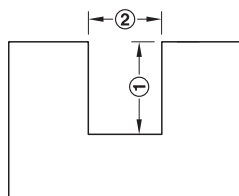
- > Material: Steel
- > Finish: Drawer sides: Powder coated, cabinet runner: Zinc plated
- > Version: Full extension, with integrated Smuso soft closing mechanism and self closing mechanism
- > Load bearing capacity: 35, 50 or 70 kg

### Order reference

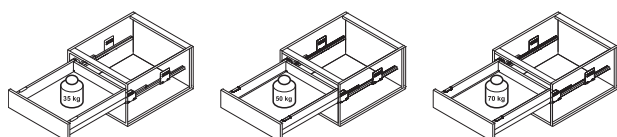
Please order the recommended cylindrical head screw Cat. No. 013.20.930 for installing the runner separately.  
Please order components for under sink pull out separately.



- (A)** Cabinet runner
- (B)** Drawer sides with cover caps
- (C)** Front fixing bracket
- (O)** Panel holder
- (N)** Panel and cover profile
- (M)** Drawer sides with cover caps



- ① Nominal length of drawer sides for sink cut-out – 2 mm
- ② Required internal dim. between the drawer sides for sink cut-out + 53 mm



### → Häfele Matrix Box P (A) + (B) Set

For screw fixing to cabinet, drawer side height 92 mm



Nom. length mm	White	Grey	Metallic silver	Metallic anthracite	Metallic bronze brown
<b>Load bearing capacity 35 kg, Häfele Matrix Box P35</b>					
400	513.04.703	513.04.503	513.04.903	513.04.303	513.04.103
450	513.04.704	513.04.504	513.04.904	513.04.304	513.04.104
500	513.04.705	513.04.505	513.04.905	513.04.305	513.04.105
550	513.04.706	513.04.506	513.04.906	513.04.306	513.04.106
<b>Load bearing capacity 50 kg, Häfele Matrix Box P50</b>					
400	551.54.723	551.54.523	551.54.923	551.54.323	551.54.123
450	551.54.724	551.54.524	551.54.924	551.54.324	551.54.124
500	551.54.725	551.54.525	551.54.925	551.54.325	551.54.125
550	551.54.726	551.54.526	551.54.926	551.54.326	551.54.126
<b>Load bearing capacity 70 kg, Häfele Matrix Box P70</b>					
550	551.54.746	551.54.546	551.54.946	551.54.346	551.54.146

Packing: 1 set

### → Häfele Matrix Box P (A) + (B) Set

For screw fixing to cabinet, drawer side height 115 mm



Nom. length mm	White	Grey	Metallic silver	Metallic anthracite	Metallic bronze brown
<b>Load bearing capacity 35 kg, Häfele Matrix Box P35</b>					
400	513.14.703	513.14.503	513.14.903	513.14.303	513.14.103
450	513.14.704	513.14.504	513.14.904	513.14.304	513.14.104
500	513.14.705	513.14.505	513.14.905	513.14.305	513.14.105
550	513.14.706	513.14.506	513.14.906	513.14.306	513.14.106
<b>Load bearing capacity 50 kg, Häfele Matrix Box P50</b>					
400	551.74.723	551.74.523	551.74.923	551.74.323	551.74.123
450	551.74.724	551.74.524	551.74.924	551.74.324	551.74.124
500	551.74.725	551.74.525	551.74.925	551.74.325	551.74.125
550	551.74.726	551.74.526	551.74.926	551.74.326	551.74.126
<b>Load bearing capacity 70 kg, Häfele Matrix Box P70</b>					
550	551.74.746	551.74.546	551.74.946	551.74.346	551.74.146

Packing: 1 set



9

Drawer and Pull Out for Door Front Fixing

Front panel stabilising plate (L) ► MB 9.64  
Matrix Box P planning and installation ► MB 9.7

## → Front fixing bracket (C)



> Material: Zinc alloy

Version	Cat. No.
For press fitting	553.59.995
For screw fixing	553.59.991


Packing: 1 or 100 pieces

### Order reference

Please order fixing screw Cat. No. 013.20.949 for screw-fixed version separately.

## → Drawer side (M)

For sink cut-out, drawer side height 92 mm



> Material: Steel  
> Finish: Powder coated


### Supplied with

1 left and 1 right drawer side with rear panel fitting  
1 left and 1 right cover cap with Häfele logo relief

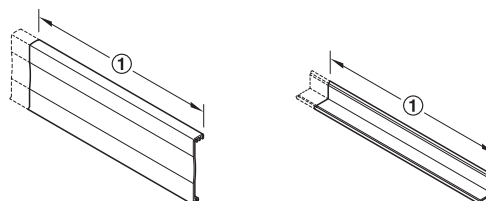
	Nom. length mm	Packing pairs	Cat. No.
White	270	1 or 6 or 384	513.00.720
	300	1 or 6 or 336	513.00.721
	350	1 or 6 or 300	513.00.722
	400	1 or 6 or 222	513.00.723
	450	1 or 6 or 222	513.00.724
Grey	270	1 or 6 or 384	513.00.520
	300	1 or 6 or 336	513.00.521
	350	1 or 6 or 300	513.00.522
	400	1 or 6 or 222	513.00.523
	450	1 or 6 or 222	513.00.524
Metallic silver	270	1 or 6 or 384	513.00.920
	300	1 or 6 or 336	513.00.921
	350	1 or 6 or 300	513.00.922
	400	1 or 6 or 222	513.00.923
	450	1 or 6 or 222	513.00.924
Metallic anthracite	270	1 or 6 or 384	513.00.320
	300	1 or 6 or 336	513.00.321
	350	1 or 6 or 300	513.00.322
	400	1 or 6 or 222	513.00.323
	450	1 or 6 or 222	513.00.324
Metallic bronze brown	270	1 or 6 or 384	513.00.120
	300	1 or 6 or 336	513.00.121
	350	1 or 6 or 300	513.00.122
	400	1 or 6 or 222	513.00.123
	450	1 or 6 or 222	513.00.124

## → Panel set (N) + (O)

For sink cut-out



> Material: Panel: Aluminium, panel holder: Plastic  
> Finish: Panel: Powder coated  
> Version: With cover profile, can be cut to size  
> Installation: For screw fixing or for fixing with stabilising plate 553.61.780  
> Height: 74 mm



① Required internal dim. between the drawer sides for sink cut-out – 9 mm

### Supplied with

1 panel  
1 cover profile  
1 left and 1 right panel holder

Colour	Length mm	Cat. No.
White	597	551.61.726
	1197	551.61.728
Grey	597	551.61.526
	1197	551.61.528
Metallic silver	597	551.61.926
	1197	551.61.928
Metallic anthracite	597	551.61.326
	1197	551.61.328
Metallic bronze brown	597	551.61.126
	1197	551.61.128

Packing: 1 piece

Front panel stabilising plate (L)	► MB 9.64
Matrix Box P planning and installation	► MB 9.7



9

Drawer and Pull Out for Door Front Fixing

Drawer set with overextension

Drawer side height 92 mm



- > Area of application: For Matrix Box P waste bins, for applications where an overextension is required, e.g. waste segregation, with inset front panels or cutlery drawers with protruding worktops
- > Material: Steel
- > Version: Overextension 44 mm, with integrated Smuso soft closing mechanism and self closing mechanism
- > Load bearing capacity: 45 kg

Supplied with

- 1 left and 1 right drawer side (M) with rear panel fitting
- 1 left and 1 right cabinet runner
- 1 left and 1 right cover cap with Häfele logo relief

	Colour	Nom. length mm	Cat. No.
	White	350	551.54.772
		500	551.54.785
	Grey	350	551.54.572
		500	551.54.586
	Metallic silver	350	551.54.972
		500	551.54.985
	Metallic anthracite	350	551.54.372
		500	551.54.385
	Metallic bronze brown	350	551.54.172
		500	551.54.185

Packing: 1 set

Order reference

Please order the recommended cylindrical head screw Cat. No. 013.20.930 for installing the runner separately. Please order front fixing brackets separately.

Drawer set with overextension

Drawer side height 115 mm



- > Area of application: For Matrix Box P waste bins, for applications where an overextension is required, e.g. waste segregation, with inset front panels or cutlery drawers with protruding worktops
- > Material: Steel
- > Version: Overextension 44 mm, with integrated Smuso soft closing mechanism and self closing mechanism
- > Load bearing capacity: 45 kg

Supplied with

- 1 left and 1 right drawer side (M) with rear panel fitting
- 1 left and 1 right cabinet runner
- 1 left and 1 right cover cap with Häfele logo relief

	Colour	Nom. length mm	Cat. No.
	White	350	551.74.772
		500	551.74.785
	Grey	350	551.74.572
		500	551.74.585
	Metallic silver	350	551.74.972
		500	551.74.985
	Metallic anthracite	350	551.74.372
		500	551.74.385
	Metallic bronze brown	350	551.74.172
		500	551.74.185

Packing: 1 set

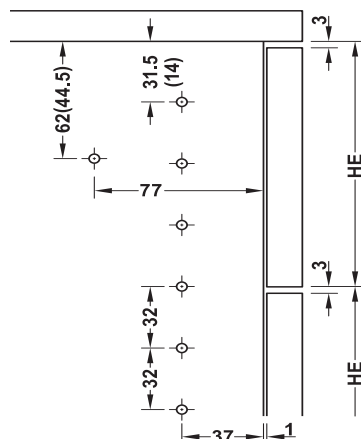
Order reference

Please order the recommended cylindrical head screw Cat. No. 013.20.930 for installing the runner separately. Please order front fixing brackets separately.

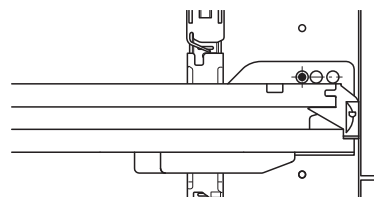
Matrix Box P waste bin	► MB 7.145
Front fixing bracket (C)	► MB 9.25



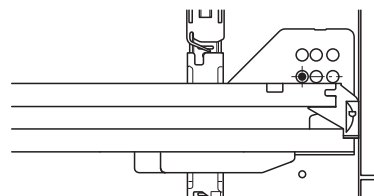
### Series drilled holes



Series drilled holes drilling dimensions



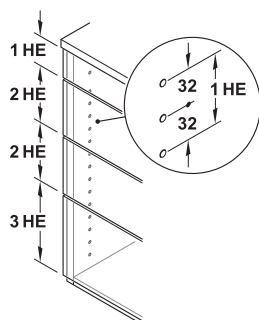
Screw-on position in series drilled holes for drawer set with drawer side height 60 mm



Screw-on position in series drilled holes for drawer set with drawer side height 92 or 115 mm

The screw specifications refer only to the positioning of the drawer runner in the series drilled holes, additional screws must be installed in accordance with the load bearing capacity of the drawer runners.

### Determining the height units (HE) of the central locking bar



#### Selecting the right central locking bar

The sum of panel height units (HE) determines

- > the suitable locking bar
- > in accordance with the series drilled holes

**System 32: 1 height unit HE = 64 mm = 2 x 32 mm**

#### Example: Min. dimensions for drawers with lock on one side

- 1 top drawer with drawer side height 92 mm, panel height 3 HE (192 mm)
- 2 centre drawers with drawer side height 92 mm, panel height 2 HE (128 mm)
- 1 bottom drawer with drawer side height 92 mm, panel height 2 HE (128 mm)


**A central locking bar with 9 HE is required**

#### Example: Min. dimensions for drawers with lock on both sides

- 1 top drawer with drawer side height 92 mm, panel height 3.5 HE (192 mm)
- 2 centre drawers with drawer side height 92 mm, panel height 2 HE (128 mm)
- 1 bottom drawer with drawer side height 92 mm, panel height 2 HE (128 mm)

**A central locking bar with 9.5 HE is required**

### Drilling pattern (drawer base panel) for stop clip



Drilling position on underside of drawer base panel

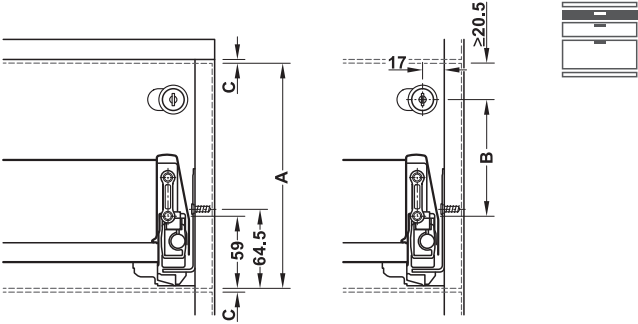
A = drawer base panel length

B = drawer base panel width

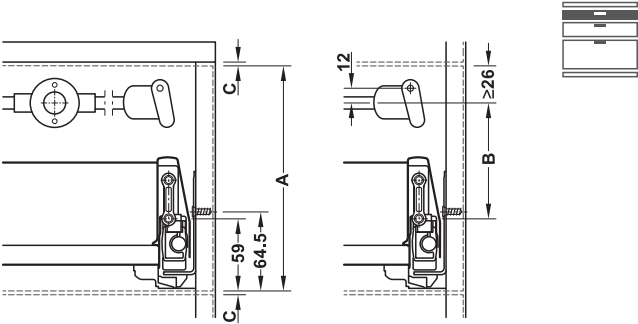


Construction dimensions top drawer

Lock on one side



Lock on both sides



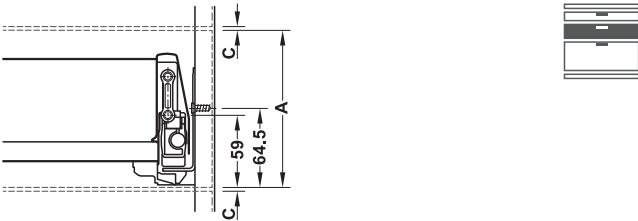
A = panel height  
can only be adjusted at intervals of 32 mm (0.5 HE)  
B = cylinder position (dimension from lower drilling position of the front fixing bracket to drilling position of the lock),  
can only be adjusted at intervals of 32 mm (0.5 HE)  
C = panel gap

Drawer side height	Panel height mm		
	60 mm	92 mm	115 mm
Cylinder position B	95	95	127
Panel height A with panel gap 3 mm	189	189	221
Number of height units HE	3	3	3.5

Drawer side height	Panel height mm		
	60 mm	92 mm	115 mm
Cylinder position B	70	102	102
Panel height A with panel gap 3 mm	189	221	221
Number of height units HE	3	3,5	3.5

Construction dimensions centre drawer

With lock on one or both sides

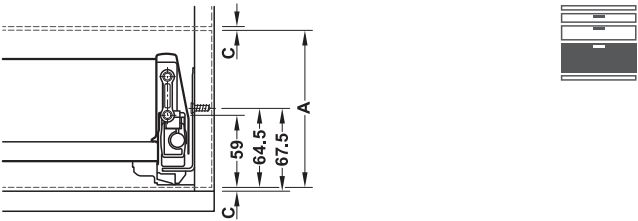


A = panel height  
C = panel gap

Drawer side height	Panel height mm		
	60 mm	92 mm	115 mm
Panel height A with panel gap 3 mm	125	125	157
Min. number of height units HE	2	2	2.5

Construction dimensions bottom drawer

With lock on one or both sides



A = panel height  
C = panel gap

Drawer side height	Panel height mm		
	60 mm	92 mm	115 mm
Panel height A with panel gap 3 mm	125	125	157
Min. number of height units HE	2	2	2.5

Dimension from the screw-on position of the bottom drawer runner to the cabinet base panel must be at least 67.5 mm.

**Note**  
Trial mounting is recommended for differing constructions.  
The interdependence between the series drilled holes, drawer runners and lock must then be observed during planning.  
The panel height must be designed at fixed intervals as with series drilled holes.

### Locking system

For lock on one or both sides



- > Lock for Matrix Box P drawer side runner system
- > Surface mounted central locking bar, cabinet processing is not required
- > With lock on one or both sides

#### Installation reference

- > The Häfele Matrix Box P locking system is not suitable for use with drawer sets that are equipped with Push-to-Open Soft-close.

#### → Lock on one side

#### Accessory set for lock on one side

#### Supplied with

- 1 stop clip, right
- 1 central locking system connection, right
- Fixing screws

	Cat. No.
Accessory set for lock on one side	427.73.388

Packing: 1 set

#### Order reference

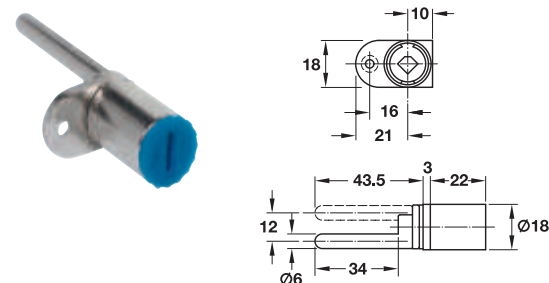
The following is required for locking system with lock on one side:

- > One accessory set for lock on one side for each drawer side set
- > One central locking rotary lock for lock on one side
- > One central locking bar for lock on one side with required length (HE height units)

More planning and installation dimensions can be found in our online shop.

#### Central locking rotary lock

For lock on one side



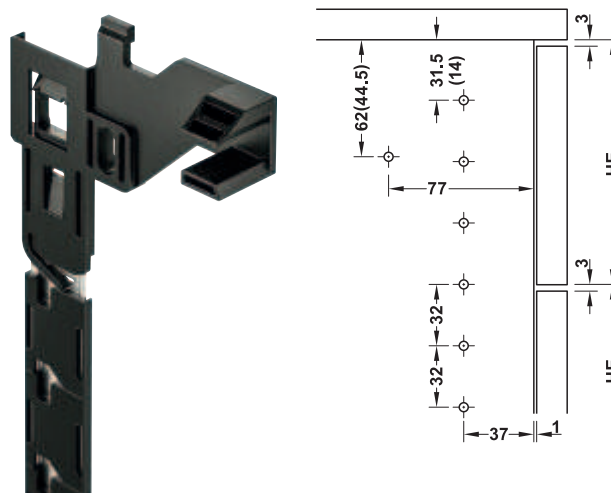
Closure travel	Travel mm	Cat. No.
180°	12	234.98.650

Packing: 1 or 20 pieces

Symo cylinder cores	► MB 6.85
Symo cylinder rosette	► MB 6.87

### Central locking bar

For lock on one side



Central locking system with anti-tilt safety stop:  
Prevents simultaneous opening of several drawers.

- > Material: Steel, screw-on bearing: Plastic
- > Finish: Zinc plated, screw-on bearing: Black, RAL 9011
- > Installation: For suspending in the runner

#### Note

The central locking bar can be shortened at the top by 2 HE.

Height units HE	Installation height mm	Cat. No.
<b>System 32</b>		
7.5	483	237.83.709
8	515	237.83.710
8.5	547	237.83.711
9	579	237.83.712
9.5	611	237.83.713
10	643	237.83.714
10.5	675	237.83.715
11	707	237.83.716
11.5	739	237.83.717
12	771	237.83.718

Packing: 1 piece

#### Order reference

More planning and installation dimensions can be found in our online shop.

Häfele Matrix Box P drawer set	► MB 9.13
--------------------------------	-----------



9

Drawer and Pull Out

### → Lock on both sides

#### Accessory set for lock on both sides

##### Supplied with

- 1 stop clip, right
- 1 stop clip, left
- 1 central locking system connection, right
- 1 central locking system connection, left
- Fixing screws

	Cat. No.
Accessory set for lock on both sides	427.73.389

Packing: 1 set

##### Order reference

The following is required for locking system with lock on both sides:

- > One accessory set for lock on both sides for each Matrix Box P drawer side set
- > One locking mechanism for lock on both sides
- > Two central locking bars for lock on both sides with required length (HE height units)

More planning and installation dimensions can be found in our online shop.

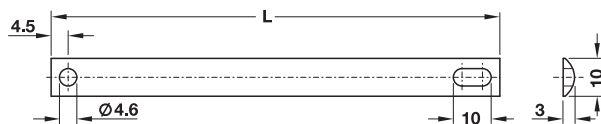
#### Locking mechanism

For lock on both sides



- > Material: Steel, plastic
- > Finish: Nickel plated, plastic: Black
- > Installation: For screw fixing to extending front panel

##### Calculation



##### Extending rod length calculation

Installation width ÷ 2 – 67 mm = dim. L

Example: 762 ÷ 2 = 381 – 67 = 314 mm

##### Calculation of drilling position for swivel elements

Installation width – 58 mm ÷ 2 = dim. A

Example: 762 – 58 ÷ 2 = 352 mm

##### Supplied with

- 1 drawer lock with cylinder core and rosette
- 2 extending rods
- 2 swivel elements, left/right, plastic, black
- 2 collar bolts

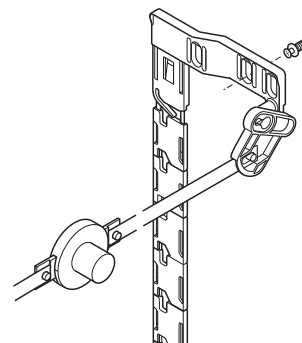


For format (horizontal)	Installation width mm	Dim. L mm	Cat. No.
2 x A5	562	214	237.72.672
2 x A4 (3 x A5)	762	314	237.72.674
2 x EDP	962	414	237.72.676
3 x A4	1162	514	237.72.678

Packing: 1 set

#### Central locking bar

For lock on both sides



- > Material: Steel, screw-on bearing: Plastic
- > Finish: Galvanized, screw-on bearing: Black, RAL 9011
- > Installation: For suspending in the runner

##### Note

The central locking bar can be shortened at the top by 2 HE.

Length mm	Panel height mm	Installation height mm	Cat. No.
<b>System 32</b>			
465	8 HE	493	237.88.601
497	8.5 HE	525	237.88.602
529	9 HE	557	237.88.625
561	9.5 HE	589	237.88.626
593	10 HE	621	237.88.603
625	10.5 HE	653	237.88.604
657	11 HE	685	237.88.627
689	11.5 HE	717	237.88.628
721	12 HE	749	237.88.629
753	12.5 HE	781	237.88.605
785	13 HE	813	237.88.606
817	13.5 HE	845	237.88.630
849	14 HE	877	237.88.631
881	14.5 HE	909	237.88.632
913	15 HE	941	237.88.633

Packing: 1 pair

##### Order reference






More planning and installation dimensions can be found in our online shop.

### Height extension side panel (J)

For pull out for door front fixing

- > Prerequisite: Pull out with round railing (without cross rail)
- > Tall kitchen items cannot fall out or fall over due to the enclosed height extension side panels
- > Matches the colour of the drawer sides

- > Area of application: For increasing the height of the enclosed internal space of the pull out by 88 mm to a total height of 160 mm (92 mm drawer side) or 183 mm (115 mm drawer side)
- > Material: Steel
- > Finish: Powder coated
- > Installation: For clipping onto railing and drawer sides


	Nom. length mm	Cat. No.
	270	553.60.600
	300	553.60.601
	350	553.60.602
	400	553.60.603
	450	553.60.604
	500	553.60.605
	550	553.60.606
	600	553.60.607
White	650	553.60.608
	270	553.60.900
	300	553.60.901
	350	553.60.902
	400	553.60.903
	450	553.60.904
	500	553.60.905
	550	553.60.906
	600	553.60.907
Grey	650	553.60.908
	270	551.60.900
	300	551.60.901
	350	551.60.902
	400	551.60.903
	450	551.60.904
	500	551.60.905
	550	551.60.906
	600	551.60.907
Metallic silver	650	551.60.908
	270	551.60.300
	300	551.60.301
	350	551.60.302
	400	551.60.303
	450	551.60.304
	500	551.60.305
	550	551.60.306
	600	551.60.307
Metallic anthracite	650	551.60.308
	270	551.60.100
	300	551.60.101
	350	551.60.102
	400	551.60.103
	450	551.60.104
	500	551.60.105
	550	551.60.106
	600	551.60.107
Metallic bronze brown	650	551.60.108

Packing: 1 pair

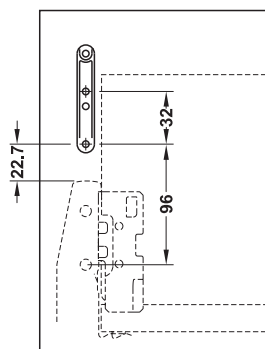
### Panel holder (K)

For pull out for door front fixing

- > For individual lateral panel design with material thickness 8 mm made from e.g. glass, wood, acrylic,...
- > Tilting angle adjustment of front panel at panel holder  $\pm 2$  mm
- > Additional stability for high pull outs for door front fixing



#### Drilling pattern/screw-on position for front bracket



#### Supplied with

- 2 front brackets
- 2 panel holders with tension spring, adjustable screw for front bracket and insert element for drawer sides
- 2 cover caps
- 2 panel holders, rear
- 2 rear panel fittings

Colour	Cat. No.
White	553.60.699
Metallic silver	551.60.599
Metallic anthracite	551.60.999
Metallic bronze brown	551.60.199

Packing: 1 set

#### Order reference

Matrix Box P drawer set, drawer side height 92 mm and glass panel not supplied, please order separately.

Matrix Box P set

► MB 9.13

### Replacement cover cap

For all drawers and pull outs



#### Supplied with

1 right cover cap  
1 left cover cap

Colour	Neutral	With Häfele logo relief
White	551.61.781	551.61.780
Grey	551.61.581	551.61.580
Metallic silver	551.61.981	551.61.980
Metallic anthracite	551.61.381	551.61.380
Metallic bronze brown	551.61.181	551.61.180


Packing: 1 pair

#### Order reference

Cover caps with individual print are available from an order quantity of 2000 pieces and above. Cover caps with relief are available from an order quantity of 5000 pieces and above.

### Side railing set, round ©

For pull out for door front fixing



Gallery rail with connection

Rear panel fitting

> Material:	Gallery rail: Steel or stainless steel, holders: Plastic
> Finish:	Coated
> Diameter:	11 mm

#### Supplied with

2 gallery rails  
4 front brackets (2 for press fitting and 2 for screw fixing)  
2 rear panel fittings

Nom. length mm	White	Grey/silver	Anthracite
270	553.59.600	553.59.900	553.59.400
300	553.59.601	553.59.901	553.59.401
350	553.59.602	553.59.902	553.59.402
400	553.59.603	553.59.903	553.59.403
450	553.59.604	553.59.904	553.59.404
500	553.59.605	553.59.905	553.59.405
550	553.59.606	553.59.906	553.59.406
600	553.59.607	553.59.907	553.59.407
650	553.59.608	553.59.908	553.59.408

Packing: 1 or 24 pairs

### Side railing set, rectangular ©

For pull out for door front fixing



Nom. length mm	White	Grey/silver	Anthracite	Bronze brown
270	551.60.720	551.60.920	551.60.320	551.60.120
300	551.60.721	551.60.921	551.60.321	551.60.121
350	551.60.722	551.60.922	551.60.322	551.60.122
400	551.60.723	551.60.923	551.60.323	551.60.123
450	551.60.724	551.60.924	551.60.324	551.60.124
500	551.60.725	551.60.925	551.60.325	551.60.125
550	551.60.726	551.60.926	551.60.326	551.60.126
600	551.60.727	551.60.927	551.60.327	551.60.127
650	551.60.728	551.60.928	551.60.328	551.60.128

Packing: 1 or 24 pairs

## Cross rail, round <sup>(H)</sup>

For pull out for door front fixing



- > Material: Steel
- > Version: Can be cut to size
- > Length: 1,102 mm
- > Diameter: 11 mm
- > Cut = internal cabinet width – 80 mm

Colour	Cat. No.
White	553.59.634
Grey/silver	553.59.934
Anthracite	553.59.434

Packing: 1 pieces

## Cross rail, rectangular <sup>(H)</sup>

For VIS pull out for door front fixing and internal pull out



- > Material: Steel
- > Version: Can be shortened
- > Length: 1,090.5 mm
- > Cut = internal cabinet width – 77.5 mm

Colour	Cat. No.
White	513.70.769
Metallic silver	513.70.969
Metallic anthracite	513.70.369
Metallic bronze brown	513.70.169

Packing: 1 piece

## Cross railing holder, round <sup>(I)</sup>

For pull out for door front fixing



- > Material: Plastic

Colour	Cat. No.
White	553.59.639
Grey/silver	553.59.939
Anthracite	553.59.439

Packing: 1 pieces

### Order reference

Please order 2 cross railing holders for each cross rail.

## Cross railing holder, rectangular <sup>(H)</sup>

For VIS pull out for door front fixing and internal pull out



- > Area of application: For clipping onto rectangular cross rail
- > Material: Plastic

Colour	Cat. No.
White	513.70.789
Metallic silver	513.70.989
Metallic anthracite	513.70.389
Metallic bronze brown	513.70.189

Packing: 1 piece

### Order reference

Please order 2 cross railing holders for each cross rail.



### Panel **D**

For VIS internal drawer with 92 mm drawer side height



- > Area of application: Panel for internal drawer
- > Material: Aluminium
- > Installation: Holders for screw fixing to the panel, panel is clipped onto the drawer sides with panel holders
- > Version: Can be shortened
- > Height: 102 mm
- > Length: Internal cabinet width – 10 mm
- > Side panel thickness: 16 mm

Colour	Cabinet width mm		
	600	900	1200
White	513.70.711	513.70.715	513.70.719
Metallic silver	513.70.911	513.70.915	513.70.919
Metallic anthracite	513.70.311	513.70.315	513.70.319
Metallic bronze brown	513.70.111	513.70.115	513.70.119

Packing: 1 piece

### Panel **D**

For VIS internal pull outs with 92 or 115 mm drawer side height and side railing



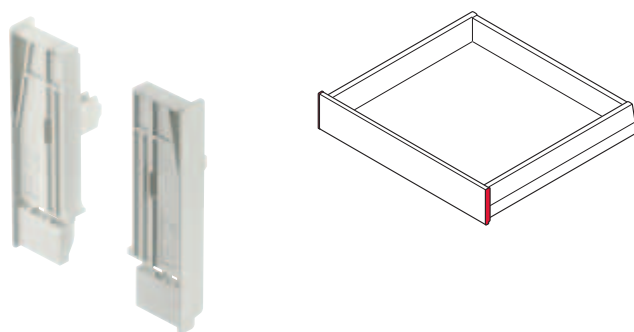
- > Area of application: For internal pull out
- > Material: Aluminium
- > Installation: Holders for screw fixing to the panel, panel is clipped onto the drawer sides with panel holders
- > Version: Can be shortened
- > Height: 189 mm
- > Length: Internal cabinet width – 10 mm
- > Side panel thickness: 16 mm

Colour	Cabinet width mm		
	600	900	1200
White	513.70.721	513.70.725	513.70.729
Metallic silver	513.70.921	513.70.925	513.70.929
Metallic anthracite	513.70.321	513.70.325	513.70.329
Metallic bronze brown	513.70.121	513.70.125	513.70.129

Packing: 1 piece

### Panel holder **E**

For VIS internal drawer with 92 mm drawer side height



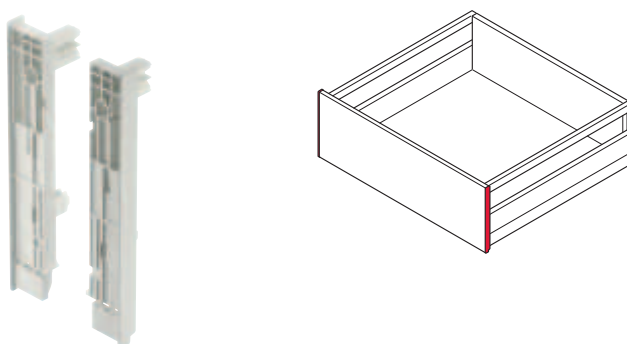
- > Area of application: For internal drawer, connects the drawer sides with the panel
- > Material: Plastic
- > Installation: Panel is clipped onto the drawer sides
- > Height: 102 mm

Colour	Cat. No.
White	513.70.792
Metallic silver	513.70.992
Metallic anthracite	513.70.392
Metallic bronze brown	513.70.192

Packing: 1 pair

### Panel holder **E**

For VIS internal pull outs with 92 or 115 mm drawer side height and side railing



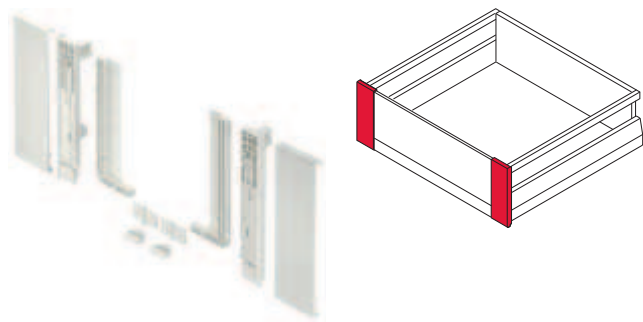
- > Area of application: For internal pull out, connects the drawer sides with the panel and railing
- > Material: Plastic
- > Installation: Panel is clipped onto the drawer sides, railing is inserted into the holders
- > Height: 189 mm

Colour	Cat. No.
White	513.70.793
Metallic silver	513.70.993
Metallic anthracite	513.70.393
Metallic bronze brown	513.70.193

Packing: 1 pair

### Panel holder set for front panel (F)

For VIS internal pull outs with 92 or 115 mm drawer side height and side railing



- > Area of application: For internal pull out, connects the drawer sides with the panel
- > Material: Plastic
- > Installation: Panel is clipped onto the drawer sides
- > Height: 189 mm

#### Supplied with

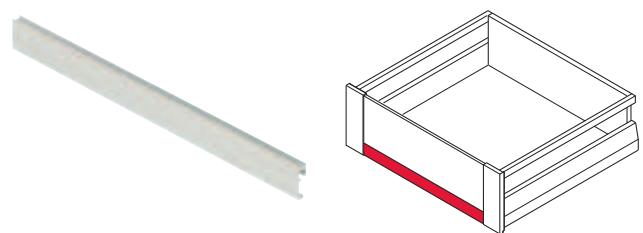
- 1 left and 1 right cover cap
- 1 left and 1 right panel holder
- 3 front panel stabilising plates

Colour	Cat. No.
White	513.70.790
Metallic silver	513.70.990
Metallic anthracite	513.70.390
Metallic bronze brown	513.70.190

Packing: 1 set

### Panel profile for front panel (F)

For VIS internal pull outs with 92 or 115 mm drawer side height and side railing



- > Area of application: For panel, for internal pull out
- > Material: Aluminium
- > Installation: Holders for screw fixing to the panel profile, panel insert is clipped onto the drawer sides
- > Height: 37 mm
- > Length: Internal cabinet width – 133 mm
- > Side panel thickness: 16 mm, can be shortened for other installation widths

Colour	Cabinet width mm		
	600	900	1200
White	513.70.731	513.70.735	513.70.739
Metallic silver	513.70.931	513.70.935	513.70.939
Metallic anthracite	513.70.331	513.70.335	513.70.339
Metallic bronze brown	513.70.131	513.70.135	513.70.139

Packing: 1 piece

### Glass front panel for internal pull out (M)

For VIS internal pull outs with 92 or 115 mm drawer side height and panel holder



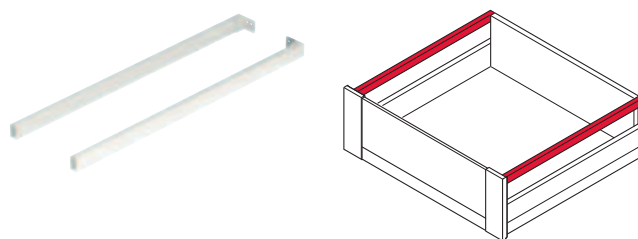
- > Version: Edges ground and chamfered
- > Material: Flint glass
- > Glass thickness: 8 mm
- > Height: 151 mm
- > Length: Internal installation width – 94 mm
- > Side panel thickness: 16 mm

Finish	Cabinet width mm		
	600	900	1200
Clear	513.70.441	513.70.445	513.70.449
Satin frosted	513.70.041	513.70.045	513.70.049

Packing: 1 piece

### Side railing set, rectangular (G)

For VIS internal pull outs with 92 or 115 mm drawer side height



Nom. length mm	White	Metallic silver	Metallic anthracite	Metallic bronze brown
270	513.71.700	513.71.900	513.71.300	513.71.100
300	513.71.701	513.71.901	513.71.301	513.71.101
350	513.71.702	513.71.902	513.71.302	513.71.102
400	513.71.703	513.71.903	513.71.303	513.71.103
450	513.71.704	513.71.904	513.71.304	513.71.104
500	513.71.705	513.71.905	513.71.305	513.71.105
550	513.71.706	513.71.906	513.71.306	513.71.106
600	513.71.707	513.71.907	513.71.307	513.71.107
650	513.71.708	513.71.908	513.71.308	513.71.108

Packing: 1 or 24 pairs

### Lateral glass panel for internal pull out (N)

For VIS internal pull outs with 92 mm drawer side height and rear panel holder



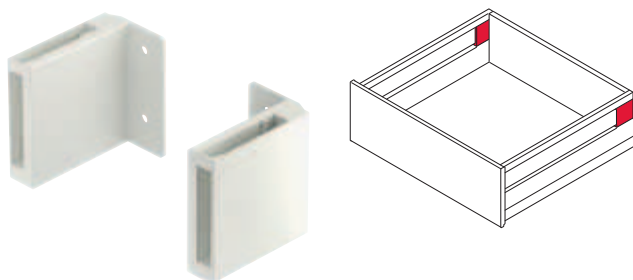
- > Version: Edges ground and chamfered
- > Material: Flint glass
- > Glass thickness: 8 mm
- > Height: 48 mm
- > Length: Nominal length cabinet runner –25 mm

Nom. length mm	Finish	
	Clear	Satin frosted
270	513.72.400	513.72.100
300	513.72.401	513.72.101
350	513.72.402	513.72.102
400	513.72.403	513.72.103
450	513.72.404	513.72.104
500	513.72.405	513.72.105
550	513.72.406	513.72.106
600	513.72.407	513.72.107
650	513.72.408	513.72.108

Packing: 1 pair

### Rear panel holder for lateral panel (N)

For VIS internal pull outs with 92 mm drawer side height and panel



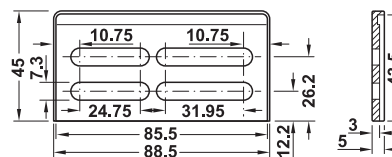
- > Area of application: For accommodating the lateral panel
- > Material: Plastic
- > Installation: For screw fixing to rear panel

Colour	Cat. No.
White	513.72.799
Metallic silver	513.72.999
Metallic anthracite	513.72.399
Metallic bronze brown	513.72.199

Packing: 1 pair

### Spacer

For cabinet runners of all drawers and pull outs



- > Area of application: For side panel compensation between thicknesses 16 and 19 mm

Material	Cat. No.
Plastic	502.03.999

Packing: 1 piece

#### Order reference

Please order 4 spacers for each drawer.

### Panel stabilisation using Minifix®

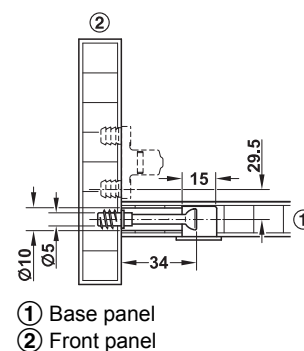
For drawers and pull outs



Connector housing



Connecting bolt



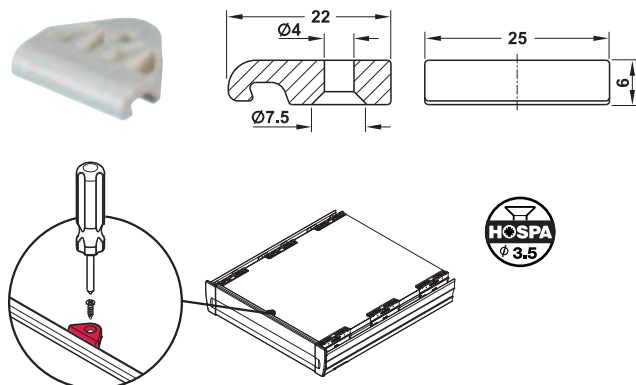
- > Area of application: For stabilising the wooden panel against buckling when pulling out the drawer
- > Material: Connector housing: Zinc alloy, connecting bolt: Steel
- > Version: Connector housing without cover

Finish	Connector housing	Connecting bolt
Bright	262.26.033	262.28.611
Nickel coloured	262.26.133	–

Packing: 100 or 2000 pieces

## Front panel stabilising plate <sup>(L)</sup>

For internal drawers and internal pull outs



- > Area of application: For stabilising aluminium panels and panel profiles, for stabilising the front panel against buckling when pulling out the drawer
- > Material: Plastic

Colour	Cat. No.
White	553.61.780

Packing: 1 or 100 pieces

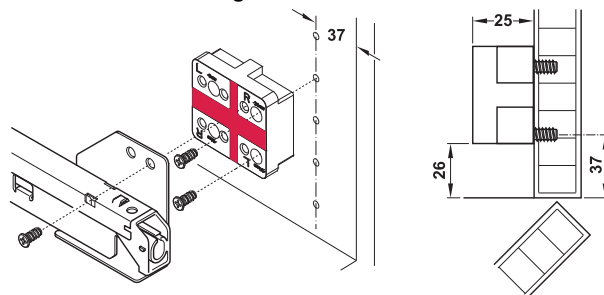
## Spacer

For internal drawers and internal pull outs



- > Area of application: Internal drawer/internal pull out behind hinged doors to compensate for door offset
- > Material: Plastic

### For installation on hinge side



2 spacers are required for each runner and each door

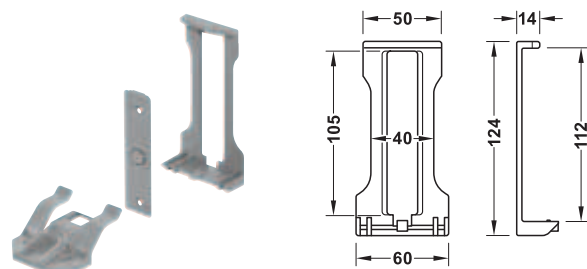


Colour	Cat. No.
White	553.62.700

Packing: 1 or 100 pieces

## Clip set for internal drawer

For internal drawers and internal pull outs



- > Area of application: For MX internal drawer
- > Installation: Automatic opening of the internal drawer when the front panel is pulled out
- > Material: Plastic

Colour	Cat. No.
Grey	559.91.991
Dark grey, colour-coordinated to match metallic anthracite	559.91.992

Packing: 1 or 50 pieces

## Matrix Box P Drilling and mounting aid

For Matrix Box P drawer sides



- > Area of application: Drilling and mounting aid for convenient and precise mounting of drawers and pull outs for door front fixing
- > Dim.: For drawer side height 92 and 115 mm, for nominal length 270–650 mm, for cabinet width 200–1,200 mm, for base panel and rear panel thickness 16 mm and 18 mm
- > Installation: For drilling rear panels and drawer base panels, for pre-fixed screw fixing of rear panel, drawer base panel and drawer sides

### Supplied with

1 drilling and mounting aid

Model	Cat. No.
Matrix Box P	555.08.010

Packing: 1 piece



9

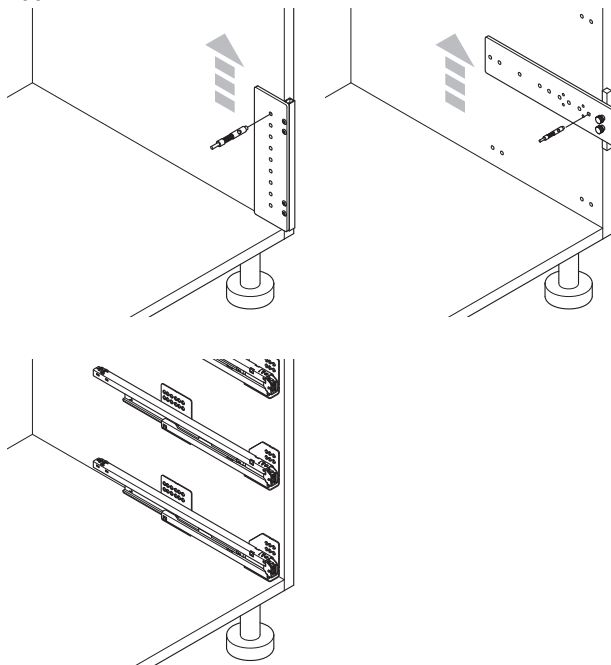
## Processing aids

### → Drilling jig



- > Area of application: For precise pilot drilling series drilled holes for the runners
- > Material: Drilling jig: Plastic, fixing profile: Aluminium

### Application



### Supplied with

- 2 drilling jigs
- 1 fixing profile
- 1 set of installation instructions

	Cat. No.
Drilling jig	553.69.041

Packing: 1 piece

### Order reference

Please order depth gauge separately.

### → Depth gauge




- > Area of application: For precise pilot drilling series drilled holes for the runners using the drilling jig
- > Material: Steel

Drill bit Ø mm	Cat. No.
3	001.25.791
5	001.25.792

Packing: 1 piece

### → Insertion tool

For press fitting front fixing bracket ©



Material	Version	Cat. No.
Aluminium	With wooden handle	553.69.020

Packing: 1 piece

### → Marking gauge

For front fixing



- > Area of application: For easy marking of the drill holes on the front panel, compatible with 16 mm and 18 mm drawer base panels
- > Material: Plastic
- > Colour: Grey/red

	Cat. No.
Marking gauge	553.69.035

Packing: 1 piece

