

nimbus<sup>x</sup> + LooX5

# THE ~~MISSING~~ LINK

CONNECT  
EXTEND  
INTEGRATE

Loox5 with Nimbus  
Nimbus with Loox5



# NIMBUS WITH LOOX5

# THE ~~MISSING~~ LINK

Since February 2019 Nimbus has belonged to the Häfele Group, an enterprise whose Loox brand sets standards in the field of furniture lighting. Now Nimbus, a pioneer in the use of LEDs, is extending the family company's lighting expertise to provide solutions that light up a whole room.

Pooling their expertise in the fields of lighting systems and LED luminaires was a stroke of genius: it has never been easier to combine design and technology. At long last, fit out contractors have a holistic lighting solution at their disposal for rooms and furniture from a single source.

There is now a plug system for the simple integration of selected Nimbus products into Loox5 systems. This makes the Loox5 plug system the ultimate solution: THE ~~MISSING~~ LINK.

2

## THE ~~MISSING~~ LINK

The simple way from furniture into the room / Good reasons for Nimbus with Loox5

8

## The Luminaires

MODUL Q / MODUL R / CUBIC / ZEN IN / ZEN ON

16

## The Characteristics

Floor-level / Nimbus LED technology / TT: Tilt and Turn / Aqua

24

## Sample Projects

House on the Eichenberg (AT) / Residence, Ottenberg (CH) / Office building Schulstraße, Mainz (D)

34

## The Link

Plug-and-play / Installation / Luminaire range / Technical data / Loox5 system components

48

## The Company

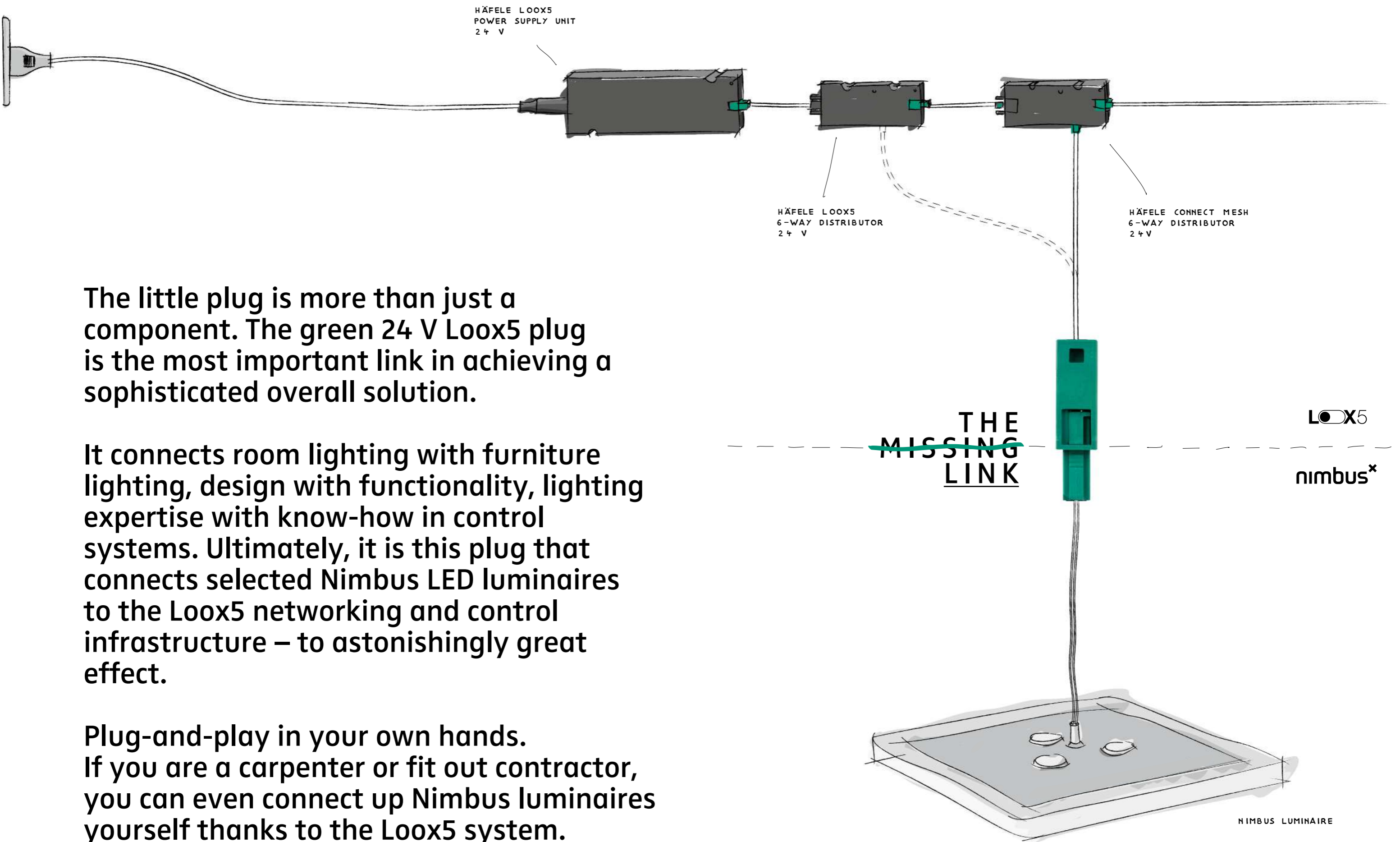
Service / Showroom / Manufacturing





The simple way  
from  
furniture  
into the  
room

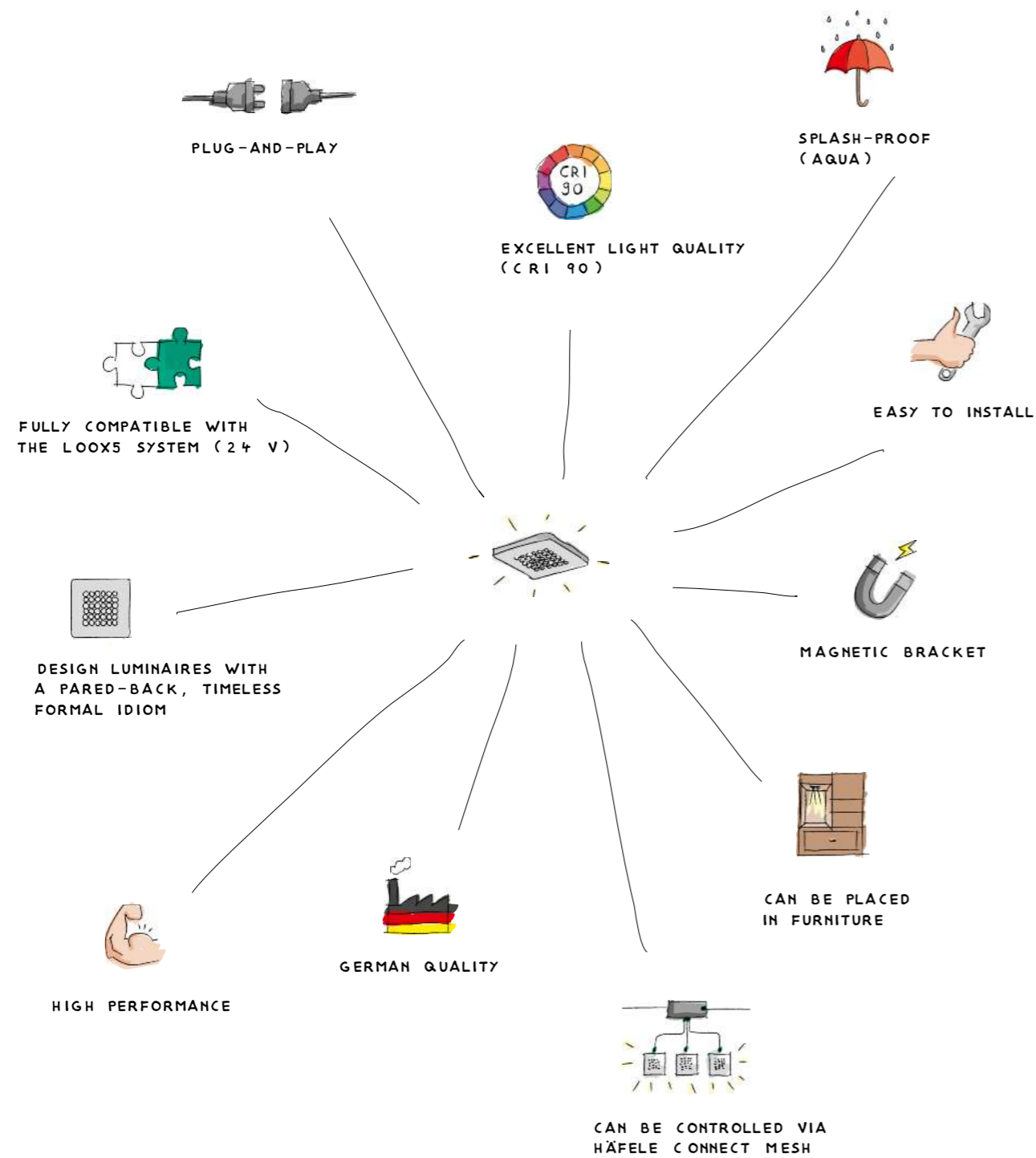




The little plug is more than just a component. The green 24 V Loox5 plug is the most important link in achieving a sophisticated overall solution.

It connects room lighting with furniture lighting, design with functionality, lighting expertise with know-how in control systems. Ultimately, it is this plug that connects selected Nimbus LED luminaires to the Loox5 networking and control infrastructure – to astonishingly great effect.

Plug-and-play in your own hands. If you are a carpenter or fit out contractor, you can even connect up Nimbus luminaires yourself thanks to the Loox5 system.



# Good reasons for Nimbus with Loox5

Nimbus with Loox5 covers an extensive range of compatible Nimbus designer luminaires that enables fit out contractors to install high-quality room lighting with ease.

# MODUL Q

## Ceiling luminaires

Range of square ceiling luminaires.

This family of luminaires is the architect's favourite among the Nimbus products. Modul Q is an all-round talent with a striking design and, thanks to its different sizes, it can be used anywhere. It's everybody's darling.


**Appearance:** Discreet, modern, exclusive – square.

**Material:** Matt acrylic glass with characteristic conical indentations.


**Installation:** Can be fastened onto the mounting ring and aligned without the use of tools thanks to the magnetic bracket.

**Variants:** All luminaires in the Modul Q range are available in 2700, 3000 and 4000 kelvins. Selected sizes are available in turning and tilting TT versions or in IP44 Aqua versions for damp areas or outdoors.

Extremely slim,  
just 10 mm high



MODUL Q 64



MODUL Q 9

MODUL Q 36

MODUL Q 144

MODUL Q 49

MODUL Q 100

# MODUL R

## Ceiling luminaires

Range of round ceiling luminaires.


The charm of the circle: with its choice of different sizes, this range of round ceiling luminaires makes a success of just about any lighting situation in the field of general lighting. Thanks to its round shape, the Modul R can be arranged in a strict pattern or in random groups of light clouds.

**Appearance:** Discreet, modern, exclusive – round.


**Material:** Matt acrylic glass with characteristic conical indentations.

**Installation:** Can be fastened onto the mounting ring and aligned without the use of tools thanks to the magnetic bracket.


**Variants:** All luminaires in the Modul R range are available in 2700, 3000 and 4000 kelvins. Selected sizes are available in turning and tilting TT versions or in IP44 Aqua versions for damp areas or outdoors.



MODUL R 144



MODUL R 100



MODUL R 64




MODUL R 49

MODUL R 9



MODUL R 36





# CUBIC

## Ceiling luminaires

Range of square ceiling luminaires.

The softie among ceiling luminaires:  
The Cubic luminaire elegantly  
blends in with the architecture and  
gives off a 100 percent glare-free,  
pleasant and soft light.

**Appearance:** Discreet, modern,  
exclusive – square.

**Material:** Matt acrylic glass, closed.

**Installation:** Can be fastened onto  
the mounting ring and aligned without  
the use of tools thanks to the  
magnetic bracket.


**Variants:** Cubic is available in 2700,  
3000 and 4000 kelvins. Every size is  
also available in a splash-proof  
Aqua version.




CUBIC 9



CUBIC 36



CUBIC 49



CUBIC 64





# ZEN IN / ZEN ON

## Wall luminaires

Floor-level wall luminaire.

Zen is the master of the discreet, warm atmosphere. These luminaires are designed for use near floor level and are particularly suitable for illuminating corridors and stairs. The two different installation methods – both in and on a surface – create a wide range of different uses.

**Appearance:** Classical, elegant.


**Material:** Anodised aluminium.

**Installation:** Zen In luminaires have an extremely small installation depth and have spring clips for simple cavity installation. Zen On luminaires are screwed straight onto the wall or carcass of a piece of furniture. All you need is a wall outlet.

**Variants:** Zen is available in 2700 and 3000 kelvins and various sizes.



Zen In M with spring clips for simple cavity installation



ZEN ON LONG



ZEN ON



ZEN IN M



ZEN IN S

Floor-level wall luminaires combine two outstanding characteristics: atmosphere and safety. Thanks to the integrated light form, the luminaires set lighting accents and create a unique room atmosphere with their perfect blend of light and shadow. At the same time, they display a high level of functionality in their completely glare-free illumination of corridors or stairs while also improving safety and orientation.

The luminaires recede inconspicuously into the background while the lighting effect comes to the fore. The reflected light generates a fitting basic brightness.

When a number of wall luminaires are installed close to the floor, it creates a uniquely dampened lighting atmosphere – the perfect background for installing a further star of the lighting scene.



## The secret of floor-level wall luminaires



# Nimbus lighting technology

Nimbus LED luminaires are developed at the company's Centre of Competence for Light in Stuttgart. It was back in 2006 that Dietrich Brennenstuhl, company founder and architect, radically switched the Nimbus luminaire portfolio to LED technology. Since that time, he has been regarded as one of the lighting sector's leading innovators and technology pioneers.

The Nimbus Modul Q 36 is regarded as an archetype – and with it the Modul Q range. The conical indentations precisely placed in the matt panel made of acrylic glass became the identifying feature of the luminaires. Today they are modern classics. Another characteristic feature is the brilliant yet glare-free light. The luminaires have never needed additional light reflectors or complex light directing systems. And it was this innovation that enabled the extremely slim profile of the Modul Q luminaires.

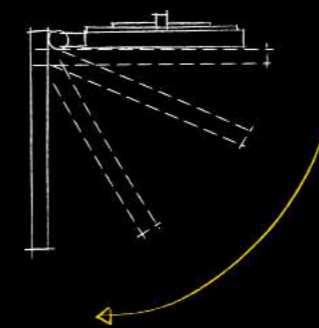
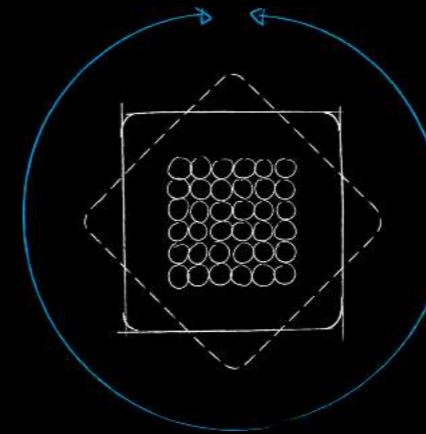
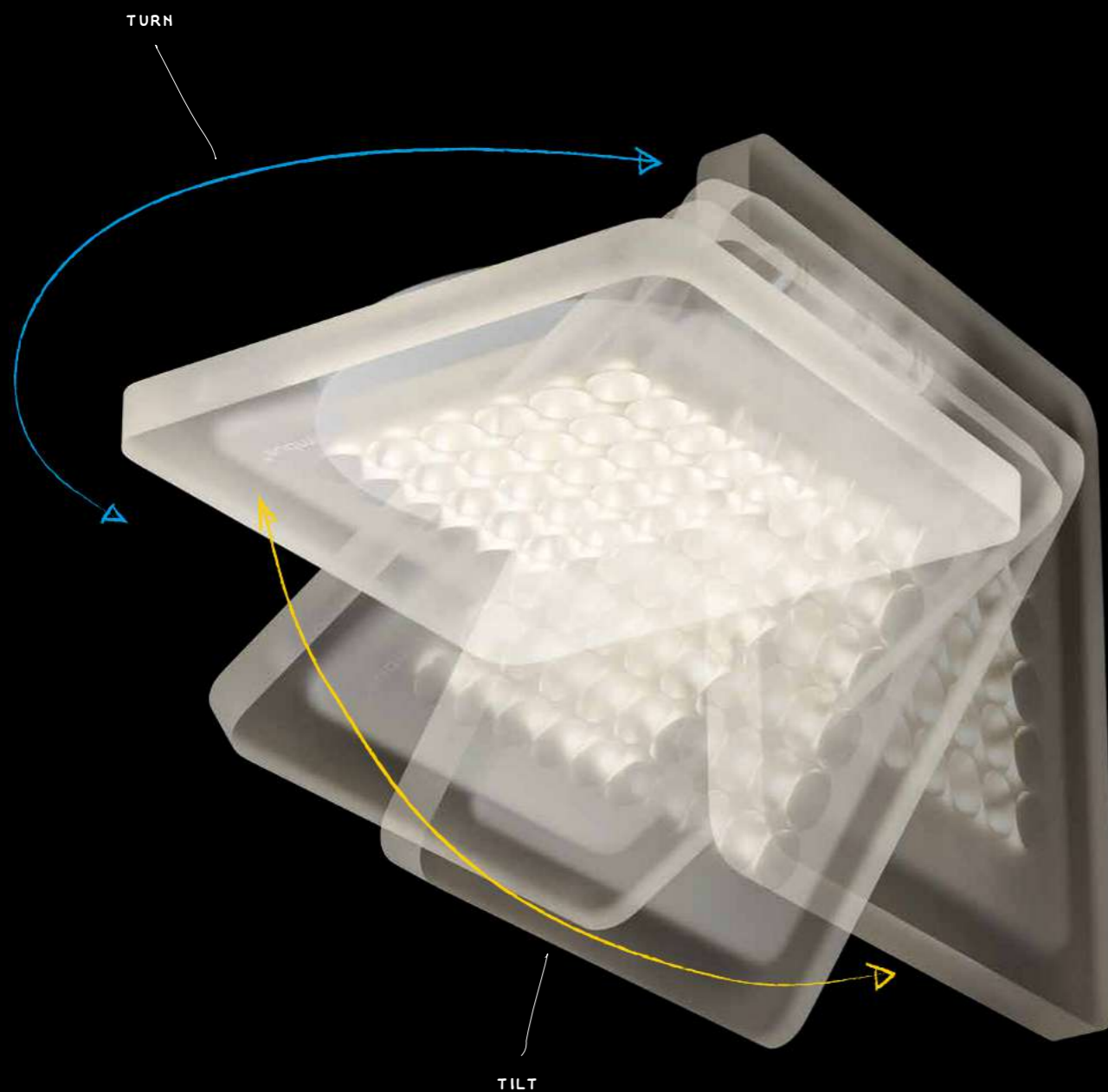
The multi-award-winning design is puristic, and at just ten millimetres the profile is extremely low, allowing Modul Q to integrate perfectly into its surroundings – from modern ambience through to country house style.

The Modul Q luminaires are made up entirely of Nimbus in-house developments, from the LED circuit board through to the matt acrylic glass panel. The systematic inspection of all electronic components in the incoming goods department guarantees that the light colour is exactly as required ("binning") – a promise that is unique in the sector.



Cutaway model of the Modul Q 36

# TT – Tilt and Turn!



Nimbus luminaires with TT in their name set things in motion. Tilting and turning through two axes, they provide lighting solutions for complex tasks. In this case TT means Tilt and Turn rather than Time Trial or Tourist Trophy.

The luminaire head can be continuously tilted by about 90° and turned about 350° around the Z-axis. In no time at all, a super-slim ceiling luminaire is turned into individually adjustable accent lighting for the wall.

Both Modul Q 36 and Modul R 36 are available in TT versions. With these models, the mounting ring with spring clips for cavity installation is permanently attached to the luminaire itself. This enables reliable tilting and turning of the luminaire head.





AQUA  
protects.

**This**  
splash-proof  
version ensures the  
right protection  
in the bathroom  
**and outdoors.**  
It is available for the  
Modul Q, Modul R  
and Cubic families  
– **and easy to**  
identify because it has the  
word “Aqua” in  
its name.

Nimbus  
**AQUA**  
luminaires  
have been  
developed in  
accordance with the

requirements of  
**the IP44 rating.**  
That means they are  
protected against ingress by solid  
objects with a diameter of  
> 1 mm and against water  
spray from any direction,  
making them truly  
“splash-proof”.

The specially milled acrylic panel in the  
Modul Q 36 Aqua luminaire ensures that  
the product is splash-proof (IP44)

There  
is no  
difference  
between the  
**outer ap-  
pearance of**  
the Aqua versions  
**and the other**  
luminaires in the family.  
This enables a consistent  
lighting solution in the  
**transition from**  
**indoors to outdoors,**  
for example on roofed terraces  
or from the corridor to the  
bathroom.

**Aqua**





House on the Eichenberg (AT)  
Nimbus luminaires inside and outside: discreet appearance and consistent design









Nimbus Modul R 36 Aqua,  
splash-proof ceiling luminaires  
installed outdoors

**Inside and outside.**

The best light for all situations.  
The Nimbus family of luminaires has  
the right solution for every requirement.  
The result is always a highly aesthetic,  
homogeneous lighting solution in a  
consistent design.

Nimbus Modul R 36,  
turning and tilting ceiling luminaires





NIMBUS  
MODUL Q 36

LOOX5  
LED STRIP  
LIGHT

LOOX5  
LED STRIP  
LIGHT

Residence, Ottenberg (CH)



NIMBUS  
MODUL Q 36

NIMBUS  
MODUL Q 36

**Wood, house, furniture, light.**

A beautiful example of a combination of Loox5 furniture lighting and Nimbus room lighting. The cables, converters and distributor modules are all inside the carcass. Furniture and room lighting feature integrated control via a wireless wall-mounted pushbutton, remote control or smartphone.

LOOX5  
SPOT

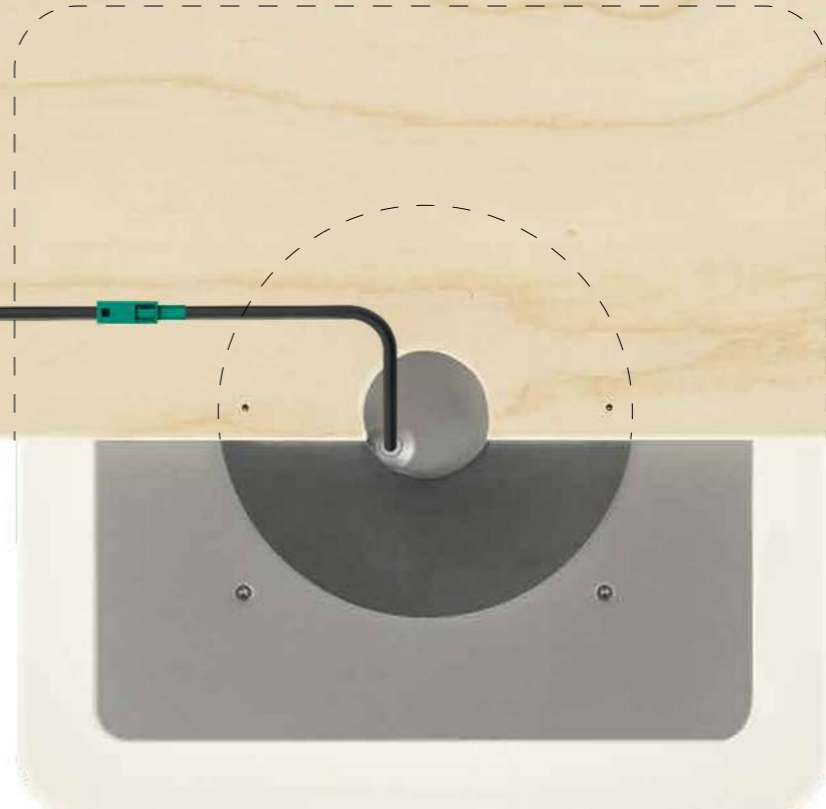

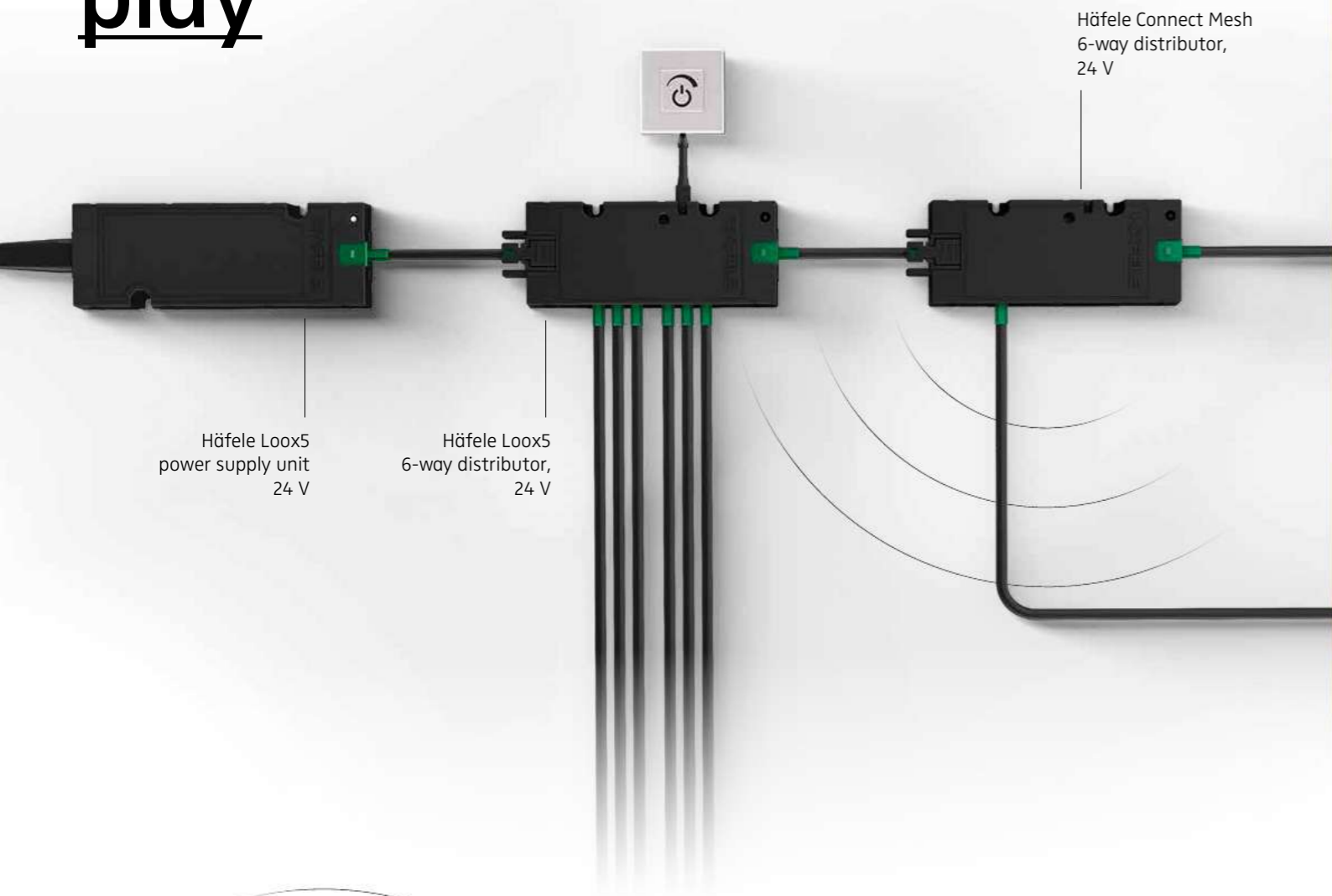
LOOX5  
SPOT

LOOX5  
LED STRIP  
LIGHT

NIMBUS  
ZEN ON LONG



# Plug-and-play




Nimbus Modul Q 49 ceiling luminaire



Häfele Connect Mesh allows you wireless control of components via a wall-mounted pushbutton, remote control or smartphone

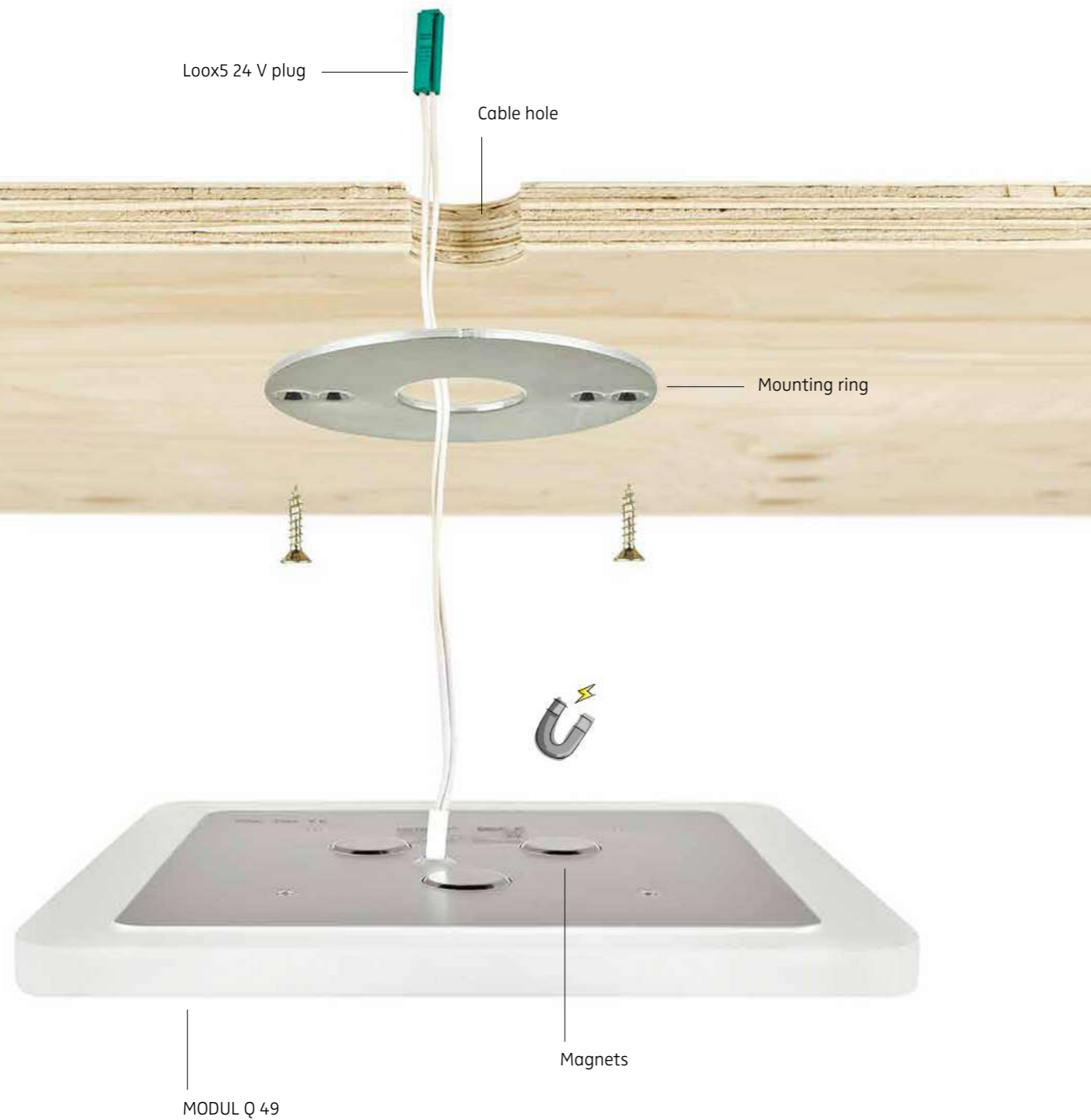
High-quality room lighting is just a plug-in connection away.

Nimbus luminaires are controlled with the green colour-coded Loox5 components for 24 V. Thanks to the sophisticated plug-and-play solution – both in the low-voltage circuit and on the 230 V side – users can realise even the most complex of lighting situations with ease and without the need for any kind of installation.

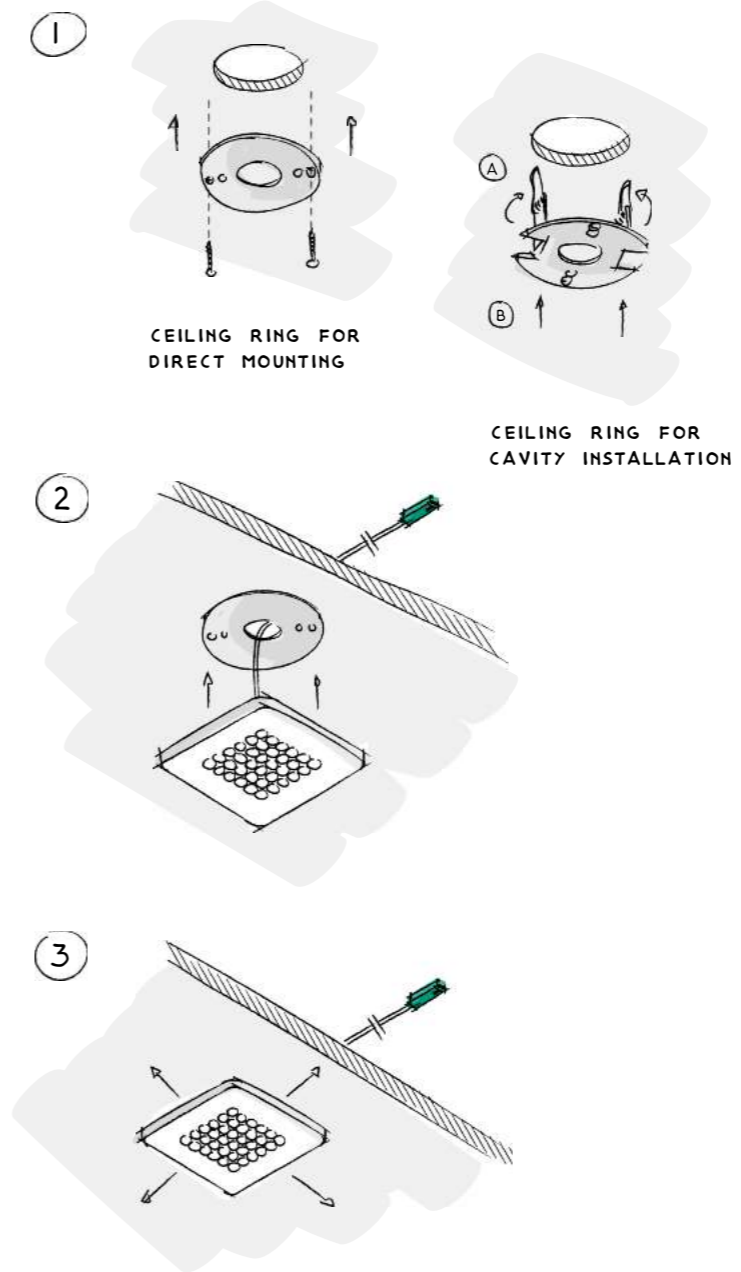


Plug-and-play, colour coded to rule out errors

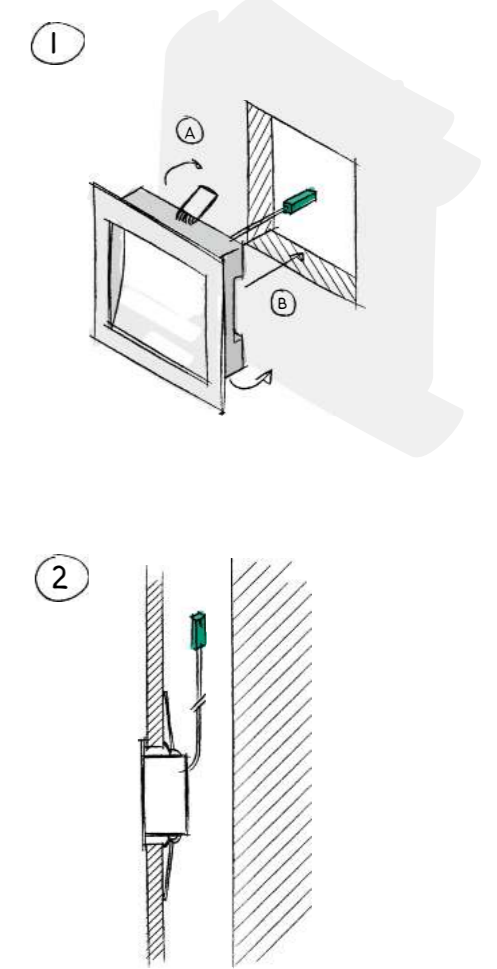
# The trick with the magnets



## MODUL Q / MODUL R / CUBIC



## ZEN IN M



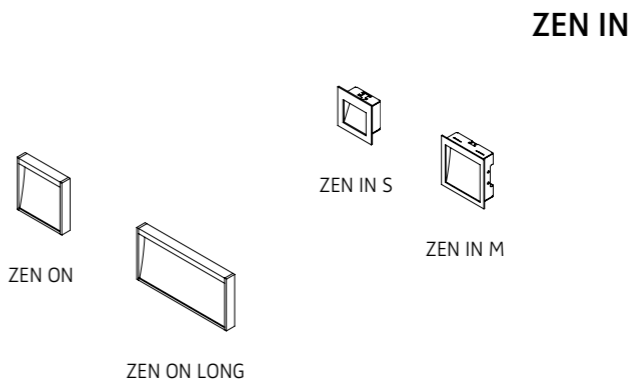
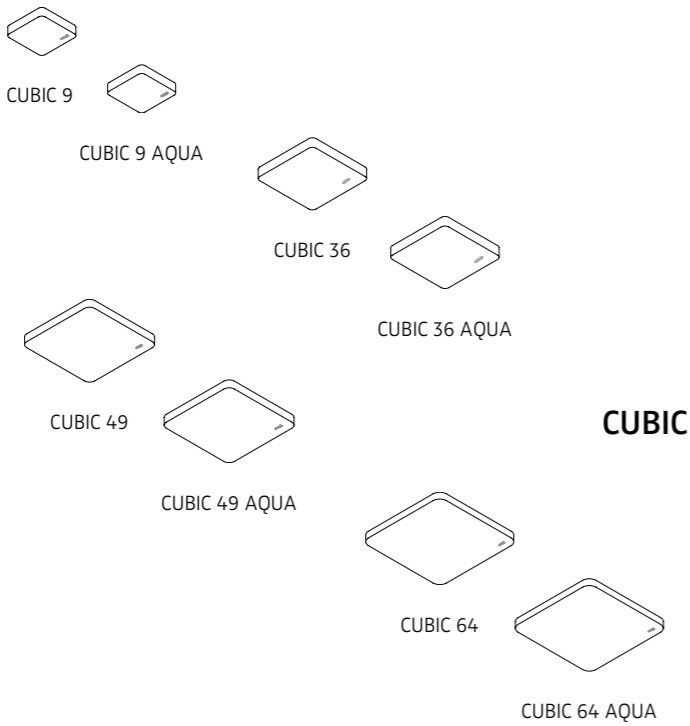
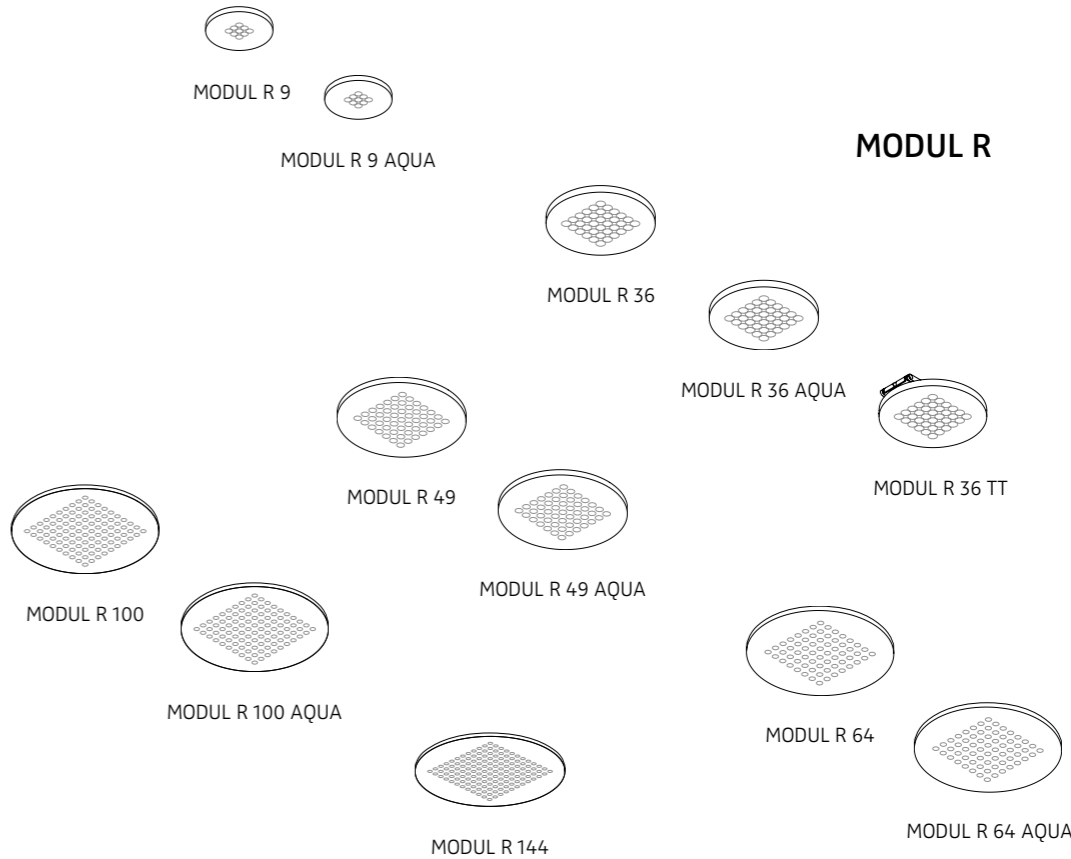
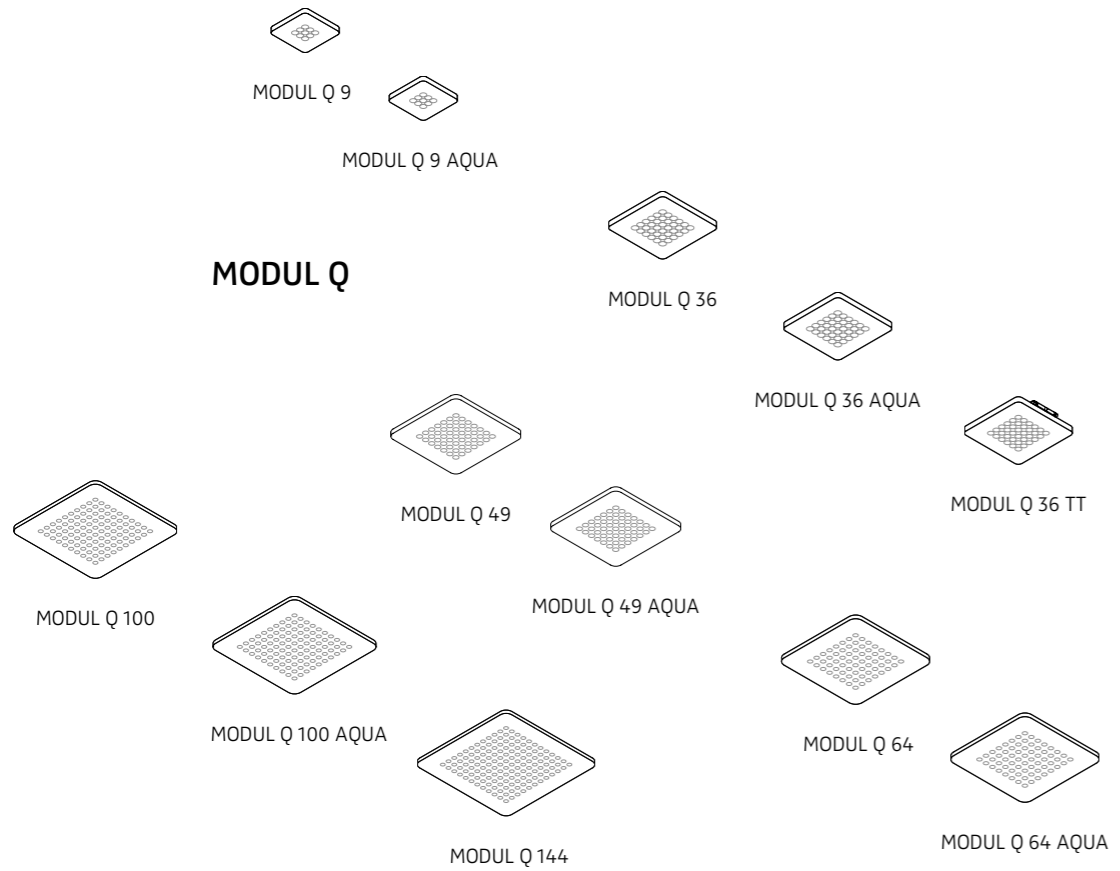
Nimbus ceiling luminaires from the Modul and Cubic ranges are fastened to a mounting ring by magnets. This not only makes installation extremely simple but also allows infinitely variable alignment and adjustment of the luminaire's position.

A mounting ring with integrated spring clip is available for cavity installation.

The mounting ring for cavity installation is permanently attached to the luminaire itself in the turning and tilting TT versions. This means the head of the luminaire can be turned and tilted without having to reposition the luminaires itself.



# The Nimbus with Loox5 range of luminaires

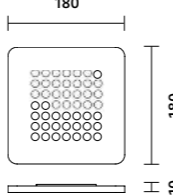
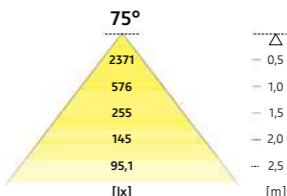
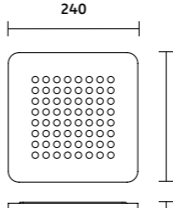
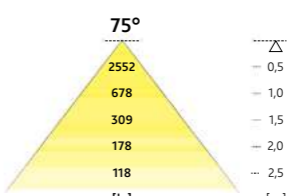
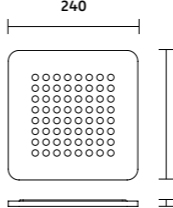
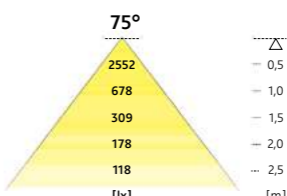
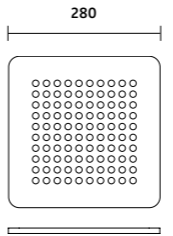
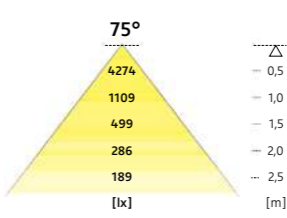
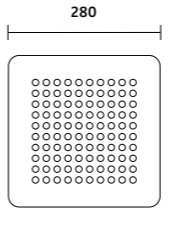
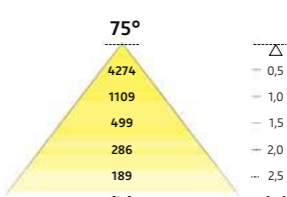

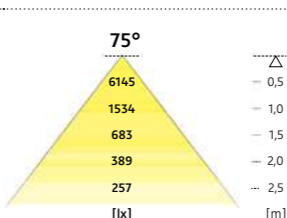


## MODUL Q

Article	Dimensions	Technology	Light distribution *	Item no. 2700 K	Item no. 3000 K	Item no. 4000 K
<b>MODUL Q 9</b> Ceiling luminaire for direct mounting including 2 m Loox5 extension lead		LED technology 115 g 2700 K, 2,9 W, A+ 3000 K, 2,7 W, A+ 4000 K, 2,6 W, A+ 24 V DC ~ 190 lm IP 20 CRI > 90				
with direct mounting ring				<b>833.67.300</b>	<b>833.67.301</b>	<b>833.67.302</b>
<b>MODUL Q 9 AQUA</b> Ceiling luminaire for direct mounting including 2 m Loox5 extension lead		LED technology 115 g 2700 K, 2,9 W, A+ 3000 K, 2,7 W, A+ 4000 K, 2,6 W, A+ 24 V DC ~ 190 lm IP 44 CRI > 90				
with direct mounting ring				<b>833.67.303</b>	<b>833.67.304</b>	<b>833.67.305</b>
<b>MODUL Q 36</b> Ceiling luminaire for direct mounting including 2 m Loox5 extension lead		LED technology 280 g 2700 K, 7,1 W, A++ 3000 K, 6,8 W, A++ 4000 K, 6,5 W, A++ 24 V DC ~ 750 lm IP 20 CRI > 90				
with direct mounting ring with cavity ring				<b>833.67.306</b> <b>833.67.312</b>	<b>833.67.307</b> <b>833.67.313</b>	<b>833.67.308</b> <b>833.67.314</b>
<b>MODUL Q 36 AQUA</b> Ceiling luminaire for direct mounting including 2 m Loox5 extension lead		LED technology 276 g 2700 K, 7,1 W, A++ 3000 K, 6,8 W, A++ 4000 K, 6,5 W, A++ 24 V DC ~ 750 lm IP 44 CRI > 90				
with direct mounting ring with cavity ring				<b>833.67.309</b> <b>833.67.315</b>	<b>833.67.310</b> <b>833.67.316</b>	<b>833.67.311</b> <b>833.67.317</b>
<b>MODUL Q 36 TT</b> Ceiling luminaire for cavity mounting including 2 m Loox5 extension lead, white varnished		LED technology 487 g 2700 K, 7,1 W, A++ 3000 K, 6,8 W, A++ 4000 K, 6,5 W, A++ 24 V DC ~ 750 lm IP 20 CRI > 90				
with cavity ring				<b>833.67.318</b>	<b>833.67.319</b>	<b>833.67.320</b>
<b>MODUL Q 49</b> Ceiling luminaire for direct mounting including 2 m Loox5 extension lead		LED technology 480 g 2700 K, 10,3 W, A+ 3000 K, 9,8 W, A+ 4000 K, 9,3 W, A++ 24 V DC ~ 1050 lm IP 20 CRI > 90				
with direct mounting ring with cavity ring				<b>833.67.321</b> <b>833.67.327</b>	<b>833.67.322</b> <b>833.67.328</b>	<b>833.67.323</b> <b>833.67.329</b>

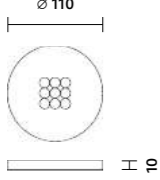
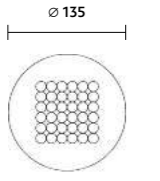
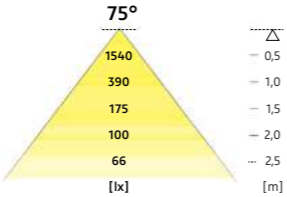
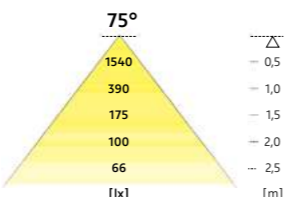
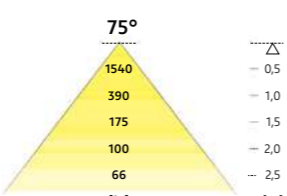
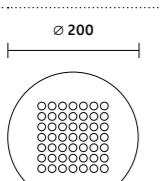
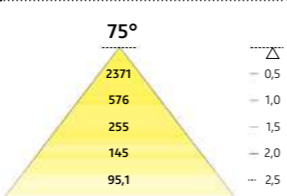
\* Maximum illuminance

## MODUL Q

Article	Dimensions	Technology	Light distribution *	Item no. 2700 K	Item no. 3000 K	Item no. 4000 K
<b>MODUL Q 49 AQUA</b> Ceiling luminaire for direct mounting including 2 m Loox5 extension lead		LED technology 472 g 2700 K, 10,3 W, A+ 3000 K, 9,8 W, A+ 4000 K, 9,3 W, A++ 24 V DC ~ 1050 lm IP 44 CRI > 90				
with direct mounting ring with cavity ring				<b>833.67.324</b> <b>833.67.330</b>	<b>833.67.325</b> <b>833.67.331</b>	<b>833.67.326</b> <b>833.67.332</b>
<b>MODUL Q 64</b> Ceiling luminaire for direct mounting including 2 m Loox5 extension lead		LED technology 800 g 2700 K, 11,5 W, A++ 3000 K, 10,9 W, A++ 4000 K, 10,5 W, A++ 24 V DC ~ 1350 lm IP 20 CRI > 90				
with direct mounting ring with cavity ring				<b>833.67.333</b> <b>833.67.339</b>	<b>833.67.334</b> <b>833.67.340</b>	<b>833.67.335</b> <b>833.67.341</b>
<b>MODUL Q 64 AQUA</b> Ceiling luminaire for direct mounting including 2 m Loox5 extension lead		LED technology 800 g 2700 K, 11,5 W, A++ 3000 K, 10,9 W, A++ 4000 K, 10,5 W, A++ 24 V DC ~ 1350 lm IP 44 CRI > 90				
with direct mounting ring with cavity ring				<b>833.67.336</b> <b>833.67.342</b>	<b>833.67.337</b> <b>833.67.343</b>	<b>833.67.338</b> <b>833.67.344</b>
<b>MODUL Q 100</b> Ceiling luminaire for direct mounting including 2 m Loox5 extension lead		LED technology 1350 g 2700 K, 19 W, A+ 3000 K, 18,1 W, A++ 4000 K, 17,3 W, A++ 24 V DC ~ 2150 lm IP 20 CRI > 90				
with direct mounting ring with cavity ring				<b>833.67.345</b> <b>833.67.351</b>	<b>833.67.346</b> <b>833.67.352</b>	<b>833.67.347</b> <b>833.67.353</b>
<b>MODUL Q 100 AQUA</b> Ceiling luminaire for direct mounting including 2 m Loox5 extension lead		LED technology 1350 g 2700 K, 19 W, A+ 3000 K, 18,1 W, A++ 4000 K, 17,3 W, A++ 24 V DC ~ 2150 lm IP 44 CRI > 90				
with direct mounting ring with cavity ring				<b>833.67.348</b> <b>833.67.354</b>	<b>833.67.349</b> <b>833.67.355</b>	<b>833.67.350</b> <b>833.67.356</b>
<b>MODUL Q 144</b> Ceiling luminaire for direct mounting including 2 m Loox5 extension lead		LED technology 1643 g 2700 K, 25,5 W, A++ 3000 K, 24,4 W, A++ 4000 K, 23,3 W, A++ 24 V DC ~ 3000 lm IP 20 CRI > 90				
with direct mounting ring with cavity ring				<b>833.67.357</b> <b>833.67.360</b>	<b>833.67.358</b> <b>833.67.361</b>	<b>833.67.359</b> <b>833.67.362</b>



**MODUL R**

Article	Dimensions	Technology	Light distribution*	Item no. 2700 K	Item no. 3000 K	Item no. 4000 K
<b>MODUL R 9</b> Ceiling luminaire for direct mounting including 2 m Loox5 extension lead		LED technology 172 g 2700 K, 2,9 W, A+ 3000 K, 2,7 W, A+ 4000 K, 2,6 W, A+ 24 V DC ~ 190 lm IP 20 CRI > 90		<b>833.67.363</b> <b>833.67.369</b>	<b>833.67.364</b> <b>833.67.370</b>	<b>833.67.365</b> <b>833.67.371</b>
with direct mounting ring with cavity ring						
<b>MODUL R 9 AQUA</b> Ceiling luminaire for direct mounting including 2 m Loox5 extension lead		LED technology 175 g 2700 K, 2,9 W, A+ 3000 K, 2,7 W, A+ 4000 K, 2,6 W, A+ 24 V DC ~ 190 lm IP 44 CRI > 90		<b>833.67.366</b> <b>833.67.372</b>	<b>833.67.367</b> <b>833.67.373</b>	<b>833.67.368</b> <b>833.67.374</b>
with direct mounting ring with cavity ring						
<b>MODUL R 36</b> Ceiling luminaire for direct mounting including 2 m Loox5 extension lead		LED technology 260 g 2700 K, 7,1 W, A++ 3000 K, 6,8 W, A++ 4000 K, 6,5 W, A++ 24 V DC ~ 750 lm IP 20 CRI > 90		<b>833.67.375</b> <b>833.67.381</b>	<b>833.67.376</b> <b>833.67.382</b>	<b>833.67.377</b> <b>833.67.383</b>
with direct mounting ring with cavity ring						
<b>MODUL R 36 AQUA</b> Ceiling luminaire for direct mounting including 2 m Loox5 extension lead		LED technology 266 g 2700 K, 7,1 W, A++ 3000 K, 6,8 W, A++ 4000 K, 6,5 W, A++ 24 V DC ~ 750 lm IP 44 CRI > 90		<b>833.67.378</b> <b>833.67.384</b>	<b>833.67.379</b> <b>833.67.385</b>	<b>833.67.380</b> <b>833.67.386</b>
with direct mounting ring with cavity ring						
<b>MODUL R 36 TT</b> Ceiling luminaire for cavity mounting including 2 m Loox5 extension lead, white varnished		LED technology 520 g 2700 K, 7,1 W, A++ 3000 K, 6,8 W, A++ 4000 K, 6,5 W, A++ 24 V DC ~ 750 lm IP 20 CRI > 90		<b>833.67.387</b>	<b>833.67.388</b>	<b>833.67.389</b>
with cavity ring						
<b>MODUL R 49</b> Ceiling luminaire for direct mounting including 2 m Loox5 extension lead		LED technology 452 g 2700 K, 10,3 W, A+ 3000 K, 9,8 W, A+ 4000 K, 9,3 W, A++ 24 V DC ~ 1050 lm IP 20 CRI > 90		<b>833.67.390</b> <b>833.67.396</b>	<b>833.67.391</b> <b>833.67.397</b>	<b>833.67.392</b> <b>833.67.398</b>
with direct mounting ring with cavity ring						

\* Maximum illuminance

**MODUL R**

Article	Dimensions	Technology	Light distribution*	Item no. 2700 K	Item no. 3000 K	Item no. 4000 K
<b>MODUL R 49 AQUA</b> Ceiling luminaire for direct mounting including 2 m Loox5 extension lead		LED technology 454 g 2700 K, 10,3 W, A+ 3000 K, 9,8 W, A+ 4000 K, 9,3 W, A++ 24 V DC ~ 1050 lm IP 44 CRI > 90		<b>833.67.393</b> <b>833.67.399</b>	<b>833.67.394</b> <b>833.67.400</b>	<b>833.67.395</b> <b>833.67.401</b>
with direct mounting ring with cavity ring						
<b>MODUL R 64</b> Ceiling luminaire for direct mounting including 2 m Loox5 extension lead		LED technology 770 g 2700 K, 11,5 W, A++ 3000 K, 10,9 W, A++ 4000 K, 10,5 W, A++ 24 V DC ~ 1350 lm IP 20 CRI > 90		<b>833.67.402</b> <b>833.67.408</b>	<b>833.67.403</b> <b>833.67.409</b>	<b>833.67.404</b> <b>833.67.410</b>
with direct mounting ring with cavity ring						
<b>MODUL R 64 AQUA</b> Ceiling luminaire for direct mounting including 2 m Loox5 extension lead		LED technology 770 g 2700 K, 11,5 W, A++ 3000 K, 10,9 W, A++ 4000 K, 10,5 W, A++ 24 V DC ~ 1350 lm IP 44 CRI > 90		<b>833.67.405</b> <b>833.67.411</b>	<b>833.67.406</b> <b>833.67.412</b>	<b>833.67.407</b> <b>833.67.413</b>
with direct mounting ring with cavity ring						
<b>MODUL R 100</b> Ceiling luminaire for direct mounting including 2 m Loox5 extension lead		LED technology 1436 g 2700 K, 19 W, A+ 3000 K, 18,1 W, A++ 4000 K, 17,3 W, A++ 24 V DC ~ 2150 lm IP 20 CRI > 90		<b>833.67.414</b> <b>833.67.420</b>	<b>833.67.415</b> <b>833.67.421</b>	<b>833.67.416</b> <b>833.67.422</b>
with direct mounting ring with cavity ring						
<b>MODUL R 100 AQUA</b> Ceiling luminaire for direct mounting including 2 m Loox5 extension lead		LED technology 1436 g 2700 K, 19 W, A+ 3000 K, 18,1 W, A++ 4000 K, 17,3 W, A++ 24 V DC ~ 2150 lm IP 44 CRI > 90		<b>833.67.417</b> <b>833.67.423</b>	<b>833.67.418</b> <b>833.67.424</b>	<b>833.67.419</b> <b>833.67.425</b>
with direct mounting ring with cavity ring						
<b>MODUL R 144</b> Ceiling luminaire for direct mounting including 2 m Loox5 extension lead		LED technology 1943 g 2700 K, 25,5 W, A++ 3000 K, 24,4 W, A++ 4000 K, 23,3 W, A++ 24 V DC ~ 3000 lm IP 20 CRI > 90		<b>833.67.426</b> <b>833.67.429</b>	<b>833.67.427</b> <b>833.67.430</b>	<b>833.67.428</b> <b>833.67.431</b>
with direct mounting ring with cavity ring						

**CUBIC**

Article	Dimensions	Technology	Light distribution *	Item no. 2700 K	Item no. 3000 K	Item no. 4000 K
<b>CUBIC 9</b> Luminaire head including 2 m Loox5 extension lead		LED technology 145 g 2700 K, 2,9 W, A+ 3000 K, 2,7 W, A+ 4000 K, 2,6 W, A+ 24 V DC 160 lm IP 20 CRI > 90	 150° 177 43,1 19,6 11,5 7,95 [lx] [m]	<b>833.67.432</b>	<b>833.67.433</b>	<b>833.67.434</b>
with direct mounting ring						
<b>CUBIC 9 AQUA</b> Luminaire head including 2 m Loox5 extension lead		LED technology 145 g 2700 K, 2,9 W, A+ 3000 K, 2,7 W, A+ 4000 K, 2,6 W, A+ 24 V DC 160 lm IP 44 CRI > 90	 150° 177 43,1 19,6 11,5 7,95 [lx] [m]	<b>833.67.435</b>	<b>833.67.436</b>	<b>833.67.437</b>
with direct mounting ring						
<b>CUBIC 36</b> Luminaire head including 2 m Loox5 extension lead		LED technology 260 g 2700 K, 7,1 W, A+ 3000 K, 6,8 W, A+ 4000 K, 6,5 W, A+ 24 V DC 630 lm IP 20 CRI > 90	 150° 722 178 80,9 47,6 32,6 [lx] [m]	<b>833.67.438</b>	<b>833.67.439</b>	<b>833.67.440</b>
with direct mounting ring with cavity ring				<b>833.67.438</b> <b>833.67.464</b>	<b>833.67.439</b> <b>833.67.465</b>	<b>833.67.440</b> <b>833.67.466</b>
<b>CUBIC 36 AQUA</b> Luminaire head including 2 m Loox5 extension lead		LED technology 260 g 2700 K, 7,1 W, A+ 3000 K, 6,8 W, A+ 4000 K, 6,5 W, A+ 24 V DC 630 lm IP 44 CRI > 90	 150° 722 178 80,9 47,6 32,6 [lx] [m]	<b>833.67.441</b>	<b>833.67.442</b>	<b>833.67.443</b>
with direct mounting ring with cavity ring				<b>833.67.441</b> <b>833.67.467</b>	<b>833.67.442</b> <b>833.67.468</b>	<b>833.67.443</b> <b>833.67.469</b>
<b>CUBIC 49</b> Luminaire head including 2 m Loox5 extension lead		LED technology 570 g 2700 K, 10,3 W, A+ 3000 K, 9,8 W, A+ 4000 K, 9,3 W, A+ 24 V DC 880 lm IP 20 CRI > 90	 150° 1017 255 116 68 47 [lx] [m]	<b>833.67.444</b>	<b>833.67.445</b>	<b>833.67.446</b>
with direct mounting ring with cavity ring				<b>833.67.444</b> <b>833.67.470</b>	<b>833.67.445</b> <b>833.67.471</b>	<b>833.67.446</b> <b>833.67.472</b>
<b>CUBIC 49 AQUA</b> Luminaire head including 2 m Loox5 extension lead		LED technology 570 g 2700 K, 10,3 W, A+ 3000 K, 9,8 W, A+ 4000 K, 9,3 W, A+ 24 V DC 880 lm IP 44 CRI > 90	 150° 1017 255 116 68 47 [lx] [m]	<b>833.67.447</b>	<b>833.67.448</b>	<b>833.67.449</b>
with direct mounting ring with cavity ring				<b>833.67.447</b> <b>833.67.473</b>	<b>833.67.448</b> <b>833.67.474</b>	<b>833.67.449</b> <b>833.67.475</b>

\* Maximum illuminance

**CUBIC**

Article	Dimensions	Technology	Light distribution *	Item no. 2700 K	Item no. 3000 K	Item no. 4000 K
<b>CUBIC 64</b> Luminaire head including 2 m Loox5 extension lead		LED technology 1000 g 2700 K, 11,5 W, A+ 3000 K, 10,9 W, A+ 4000 K, 10,5 W, A+ 24 V DC 1100 lm IP 20 CRI > 90	 150° 1261 327 149 87,6 59,9 [lx] [m]	<b>833.67.450</b>	<b>833.67.451</b>	<b>833.67.452</b>
with direct mounting ring with cavity ring				<b>833.67.450</b> <b>833.67.476</b>	<b>833.67.451</b> <b>833.67.477</b>	<b>833.67.452</b> <b>833.67.478</b>
<b>CUBIC 64 AQUA</b> Luminaire head including 2 m Loox5 extension lead		LED technology 1000 g 2700 K, 11,5 W, A+ 3000 K, 10,9 W, A+ 4000 K, 10,5 W, A+ 24 V DC 1100 lm IP 44 CRI > 90	 150° 1261 327 149 87,6 59,9 [lx] [m]	<b>833.67.453</b>	<b>833.67.454</b>	<b>833.67.455</b>
with direct mounting ring with cavity ring				<b>833.67.453</b> <b>833.67.479</b>	<b>833.67.454</b> <b>833.67.480</b>	<b>833.67.455</b> <b>833.67.481</b>
<b>ZEN ON / ZEN IN</b>						
<b>ZEN ON</b> Wall-mounted luminaire including 2 m Loox5 extension lead, anodised aluminium		LED technology 123 g 1,5 W, 24 V DC ~ 85 lm A+ IP 20	 60° 0,35 25,3 3,26 0,87 0,5 1,0 1,5 [lx] [m]	<b>833.67.456</b>	<b>833.67.457</b>	
<b>ZEN ON LONG</b> Wall-mounted luminaire including 2 m Loox5 extension lead, anodised aluminium		LED technology 200 g 3 W, 24 V DC ~ 170 lm A+ IP 20	 60° 0,35 50,6 6,52 1,74 0,5 1,0 1,5 [lx] [m]	<b>833.67.458</b>	<b>833.67.459</b>	
<b>ZEN IN S</b> Recessed wall-mounted luminaire for cavity mounting including 2 m Loox5 extension lead, anodised aluminium		LED technology 86 g 1,5 W, 24 V DC ~ 55 lm A+ IP 20	 60° 0,35 24,9 3,4 0,93 0,5 1,0 1,5 [lx] [m]	<b>833.67.460</b>	<b>833.67.461</b>	
<b>ZEN IN M</b> Recessed wall-mounted luminaire for cavity mounting including 2 m Loox5 extension lead, anodised aluminium		LED technology 233 g 1,5 W, 24 V DC ~ 85 lm A+ IP 20	 60° 0,35 38,6 5,25 1,44 0,5 1,0 1,5 [lx] [m]	<b>833.67.462</b>	<b>833.67.463</b>	



# The Loox5 system components



**Power supply unit**  
Häfele Loox5  
24 V  
output wattage 20 W  
Item no. 833.95.008



**Power supply unit**  
Häfele Loox5  
24 V  
output wattage 40 W  
with efficiency factor  
Item no. 833.95.010



**Power supply unit**  
Häfele Loox5  
24 V  
output wattage 90 W  
with efficiency factor  
Item no. 833.95.011



**Power supply unit**  
Häfele Loox5  
24 V  
output wattage 240 W  
with efficiency factor  
Item no. 833.95.012



**6-way distributor**  
Häfele Loox5  
box-to-box without switching function  
24 V  
max. connected wattage 90 W  
Item no. 833.77.832



**6-way distributor**  
Häfele Connect Mesh  
with switching function  
24 V  
max. connected wattage 90 W  
Item no. 850.00.043



**Extension lead**  
Häfele Loox5 monochrome, 24 V, AWG 18  
length: 2 m  
Item no. 833.95.717

**this product is included with all Nimbus-with-Loox5 luminaires**



**Interface**  
230 V  
Item no. 850.00.046



**Interface**  
Häfele Connect Mesh  
4-channel  
battery-powered  
Item no. 850.00.047



**Remote control**  
Häfele Connect Mesh  
130 x 42 x 11 mm  
Item no. 850.00.040



**Wall-mounted pushbutton**  
Häfele Connect Mesh  
81 x 81 x 12 mm  
Item no. 850.00.041



**Mains lead**  
C13 socket  
plug type: EU  
length: 2 m  
Item no. 833.89.258



**Mains lead**  
C7 socket  
plug type: EU  
length: 2 m  
Item no. 833.89.002

Visit this page to find out all there is to know about Loox5



# Service, Seminar, Showroom



Nimbus LED luminaires are easy to install. The impressive displays in our Installation Lab can show you all you need to know about planning and installing LED luminaires. The different mounting and cabling methods come to life in our sample installations in wood, exposed concrete and brickwork as well as in various cutaway models. You will also learn all there is worth knowing about topics such as LED operating systems, light colours and cable lengths.

If you need support in planning or if you have technical questions, just get in touch with your Häfele-Loox specialist advisor or send an e-mail to [loox@nimbus-group.com](mailto:loox@nimbus-group.com)

Other services:

- Support in lighting design
- Support in lighting calculation
- DIALux training on Nimbus products
- Order sample luminaires



The Nimbus Installation Lab is part of our 1,500 m<sup>2</sup> "Mock-Up" showroom in Stuttgart, which acts as an exhibition space, laboratory, training centre and planning office all in one. Why not simply drop in and find out about Nimbus and its products. Besides taking part in training courses, carpenters and fit out contractors are also able to take an individual tour.





# Nimbus – the luminaire manufacturer from Stuttgart

Every Nimbus luminaire is an in-house development, with 90 percent of manufacturing being performed manually. The company's high standards in terms of design and production quality demand a high level of workmanship. That is why every lamp is manufactured by hand at the production facility in Stuttgart – from assembly of the components through to functional testing. Depending on customer demand, the highly qualified assembly teams are able to switch flexibly between customised versions and the serial production of several hundred luminaires.



## Public information

EN 05-2020, Item no. 560-517 / 732.01.831

Our range is constantly revised to keep up with the needs of the market. We reserve the right to make changes in design and technology and apologise for any inconvenience this may cause.

All technical details in this brochure are subject to a tolerance of 10 % due to differences in construction and/or the components used.

The General Terms and Conditions of the Nimbus Group shall apply exclusively. These can be found at [www.nimbus-group.com](http://www.nimbus-group.com).

Nimbus only uses high-quality, tested renowned-brand components.

Product photos: Frank Ockert

Location photos Werk33: Frank Ockert

Nimbus factory: René Müller

Project photos: Adolf Bereuter (24 – 29),  
Börje Müller-Nolasco (30, 31), Nick Frank (32, 33)

Illustrations: OCKERTUNDPARTNER, Stuttgart

Concept, design, layout:

OCKERTUNDPARTNER, Stuttgart

[www.ockert-partner.com](http://www.ockert-partner.com)

Any reproduction, including extracts, only with prior written consent of the Nimbus Group.





**HÄFELE**  
lightory\_\_\_\_\_+

Nimbus is synonymous with unique, innovative products for the ideal design of the home and workplace. Since February 2019, the LED pioneer has belonged to Häfele, adding to the lighting and acoustics expertise of the successful family business based in Nagold.

[nimbus-lighting.com](http://nimbus-lighting.com)