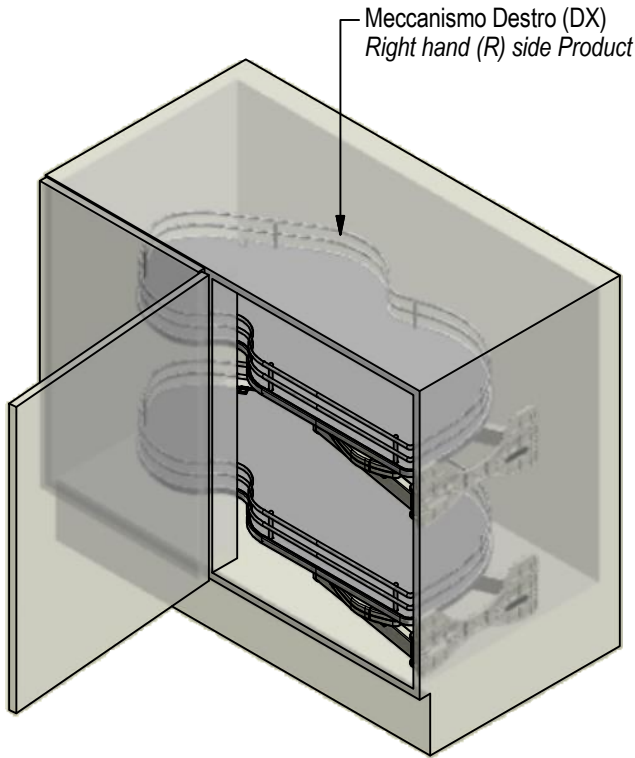


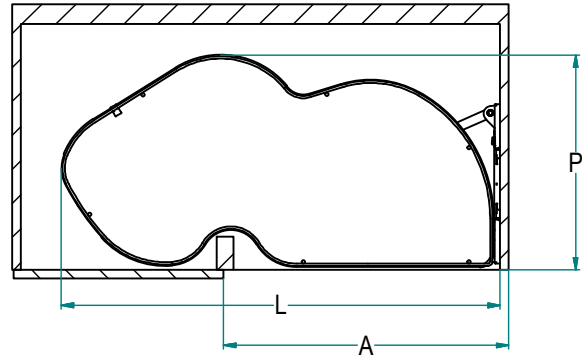
Combi's 2

Meccanismo per mobile ad angolo - *Corner unit accessory*

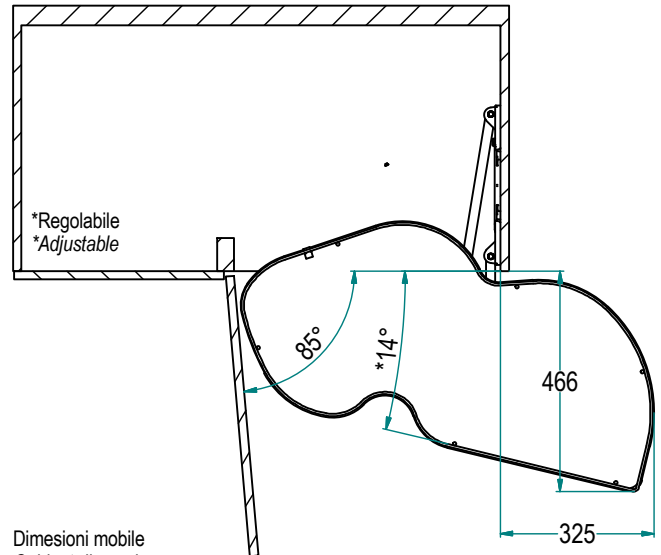
Art. **846**



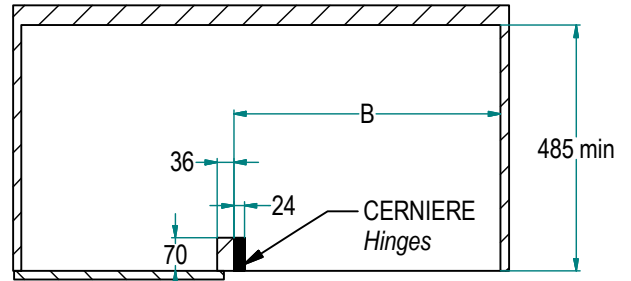
Ingombro vassoio interno
Internal tray overall dimension



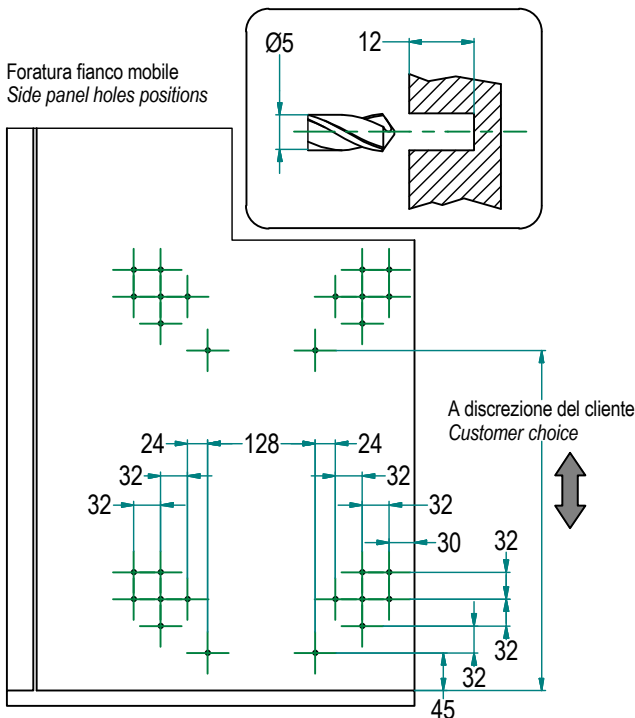
Ingombro vassoio estratto
Extracted tray overall dimensions



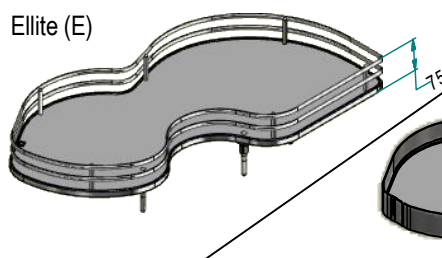
Dimensioni mobile
Cabinet dimension



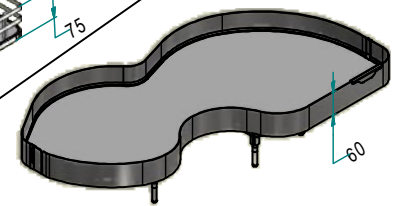
Foratura fianco mobile
Side panel holes positions



Elite (E)



Ikona (K)



Combi's 2
846 B E (Y) (AS) / DX 45 CB

 Optional
AS - Trattamento Anti Scivolo
No slip surface treatment

 Optional
Y - Soft Close

Balcone / Rim
E - "Elite": Filo Ovale / 10x4mm Oval wire

H - "Hélios": Lamiera / 1,2mm Sheet Metal

Imballo / Packaging
B - Coppia di meccanismi per mobile base
Couple of mechanisms for base cabinet
U - Meccanismo Singolo per mobile base
Single Mechanism for base cabinet
Verso / Direction
DX: Destro / *Right hand* - **SX**: Sinistro / *Left hand*
Misure - Dimensions

Cod.	Forma / Shape	A [mm]	B [mm]	L [mm]	P [mm]	Dim. Imballo / Packaging Size
45		450	414	810	485	830 x 360 x 420
50		500	464	850	485	950 x 360 x 480
60		600	564	950	485	950 x 360 x 480

Finitura - Finishing

Cod.	Descr.	Caratteristiche	Features
CB	"Cromo Bianco"	Cesto Cromato, Pannello Bianco, Struttura verniciata RAL7035	Chromed Basket, White Panel, RAL7035 Painted Structure
CG	"Cromo Grigio"	Cesto Cromato, Pannello Grigio, Struttura verniciata RAL9006	Chromed Basket, Grey Panel, RAL9006 Painted Structure
TT	"Titanio"	Cesto Nichelato Nero Protetto, Pannello "titanio", Struttura verniciata RAL7043	Black Nichel coated Basket, "titanium" panel, RAL7043 painted structure
AR	"Ardesia"	Cesto e struttura verniciati Grigio RAL7043, Pannello Grigio RAL7043	RAL7043 Painted Basket and structure, RAL7043 Panel
CH	"Champagne"	Cesto e struttura verniciati Grigio "Champagne", Pannello "Champagne"	"Champagne" grey painted structure and Basket, "Champagne" Panel
N	"Nero Antracite"	Cesto Verniciato Nero, struttura RAL7043, Pannello RAL7043	Black Painted Basket, RAL7043 structure and Panel

Caratteristiche Principali
Main Features

- o Meccanismo ad Estrazione Totale
- o Montaggio solo su fianco laterale accessibile del mobile
- o Portata Singolo ripiano: 20kg**
- o Ripiano in legno nobilitato
- o Balconcino e struttura in Ferro Fe37
- o Inserti ed accessori plastici in Poliammide e Polistirolo
- o Verniciatura epossidica non tossica
- o Cromatura galvanica con assenza totale di residui tossici
- o Optional trattamento anti scivolo

** Portata di sicurezza verificata con montaggio su pannelli in truciolare aventi resistenza a strappo delle viti pari o superiore a 110N secondo UNI EN 320:2011

- o Total Extraction Mechanism
- o Installation only on accessible side panel of the cabinet
- o Single Tray maximum load: 20kg**
- o Laminated wooden deck
- o Metal parts made in Iron Fe37
- o Plastic parts made in Polyamide and HIPS
- o Not-toxic thermosetting Epoxy Coating
- o Galvanic Chromium plating without toxic residues
- o No-Slip surface treatment as optional

** Safe maximum load verified with installation on chipboard panels having screws teasing resistance equal or greater than 110N as UNI EN 320:2011

Manutenzione
Maintenance

Pulire con un panno morbido ed asciutto. Evitare l'uso di solventi e/o abrasivi.
Clean with a soft, dry cloth. Avoid using solvents or abrasive.

Istruzioni d'uso
Use manual

Consultare le INDICAZIONI DI MONTAGGIO per l'installazione del prodotto.
See ASSEMBLY INSTRUCTIONS of product installation.